



November 18, 2021

**NOTICE**

The Kaweah Delta Health Care District Board of Directors will meet in an Audit and Compliance Committee meeting at 3:00 PM on Monday, November 22, 2021 in the Lifestyle Fitness Center Conference Room {5105 W. Cypress Ave, Visalia}.

All Kaweah Delta Health Care District regular board and committee meeting notices and agendas are posted 72 hours prior to meetings (special meetings are posted 24 hours prior to meetings) in the Kaweah Health Medical Center, Mineral King Wing entry corridor between the Mineral King lobby and the Emergency Department waiting room.

The disclosable public records related to agendas are available for public inspection at Kaweah Health Medical Center – Acequia Wing, Executive Offices (Administration Department) {1st floor}, 400 West Mineral King Avenue, Visalia, CA and on the Kaweah Delta Health Care District web page <https://www.kawahhealth.org>.

KAWEAH DELTA HEALTH CARE DISTRICT  
Garth Gipson, Secretary/Treasurer

A handwritten signature in black ink that reads 'Cindy Moccio'.

Cindy Moccio  
Board Clerk  
Executive Assistant to CEO

DISTRIBUTION:  
Governing Board  
Legal Counsel  
Executive Team  
Chief of Staff  
<http://www.kawahhealth.org/about/agenda.asp>

# KAWEAH DELTA HEALTH CARE DISTRICT BOARD OF DIRECTORS AUDIT AND COMPLIANCE COMMITTEE

Monday, November 22, 2021

The Lifestyle Fitness Conference Center  
5105 W. Cypress Ave, Visalia, CA 93277

ATTENDING: Directors; Garth Gipson (Chair) & Mike Olmos; Gary Herbst, CEO; Malinda Tupper, VP Chief Financial Officer; Keri Noeske, VP Chief Nursing Officer; Rachele Berglund, Legal Counsel; Ben Cripps, VP & Chief Compliance and Risk Officer; Suzy Plummer, Director of Audit and Consulting Services; Amy Valero, Compliance Manager; Michelle Adams, Executive Assistant

GUESTS: Jennifer Stockton, Director of Finance; Kari MacDonald, Finance Accounting & Reimbursement Manager; John Feneis, Moss Adams; Nini Pham, Moss Adams; Chris Pritchard, Moss Adams

## OPEN MEETING – 3:00 PM

**Call to order** – Garth Gipson, Audit and Compliance Committee Chair

**Public / Medical Staff Participation** – Members of the public wishing to address the Committee concerning items not on the agenda and within the subject matter jurisdiction of the Committee may step forward and are requested to identify themselves at this time. Members of the public or the medical staff may comment on agenda items after the item has been discussed by the Committee but before a Committee recommendation is decided. In either case, each speaker will be allowed five minutes.

1. **Annual Audited Financial Statement** – Report to Audit and Compliance Committee from Moss Adams relative to the annual audited financial statements for fiscal year 2021 – *Nina Pham, Chris Pritchard, and John Feneis, Moss Adams*

**Adjourn Open Meeting** – *Garth Gipson, Audit and Compliance Committee Chair*

*In compliance with the Americans with Disabilities Act, if you need special assistance to participate at this meeting, please contact the Board Clerk (559) 624-2330. Notification 48 hours prior to the meeting will enable the District to make reasonable arrangements to ensure accessibility to the Kaweah Delta Health Care District Board of Directors meeting.*


# Kaweah Delta - 06-21 AC Presentation - 11-17-21



---

# Kaweah Delta Healthcare District

2021 Audit Results



## AUDIT COMMITTEE

# Kaweah Delta Health Care District

---

Dear Audit Committee Members:

Thank you for your continued engagement of Moss Adams LLP. We are pleased to have the opportunity to meet with you to discuss the results of our audit of the consolidated financial statements of Kaweah Delta Health Care District (“the District”) for the year ended June 30, 2021.

The accompanying report, which is intended solely for the use of the Audit Committee and management, presents important information regarding the Kaweah Delta Health Care District consolidated financial statements and our audit that we believe will be of interest to you. It is not intended to be, and should not be, used by anyone other than these specified parties.

We conducted our audit with the objectivity and independence that you expect. We received the full support and assistance of the Kaweah Delta Health Care District personnel. We are pleased to serve and be associated with the Kaweah Delta Health Care District as its independent public accountants and look forward to our continued relationship.

We look forward to discussing our report or any other matters of interest with you during this meeting.



# Agenda

---


- Auditor Opinion and Report
- Communication with Those Charged with Governance





---

# Auditor Opinion and Report



# Scope of Services

---

We have performed the following services for Kaweah Delta Health Care District:

- Annual consolidated financial statement audit as of and for the year ended June 30, 2021





# Auditor Report on the Financial Statements

---

## Unmodified Opinion


- Consolidated financial statements are presented fairly and in accordance with United States Generally Accepted Accounting Principles (“U.S. GAAP”)
- Report of Independent Auditors on Internal Control over Financial Reporting and on Compliance and Other Matters Based on an Audit of Financial Statements Performed in Accordance with *Government Auditing Standards*





---

# Communication with Those Charged with Governance



# Matters to be Communicated to the Governing Body

---

Our responsibility with regard to the financial statement audit under U.S. auditing standards:

**As stated in our engagement letter dated June 18, 2021, our responsibility, as described by professional standards, is to form and express an opinion about whether the consolidated financial statements prepared by management with your oversight are fairly presented, in all material respects, in conformity with U.S. GAAP. Our audit of the consolidated financial statements does not relieve you or management of your responsibilities.**



# Matters to be Communicated to the Governing Body (Continued)

---

Our responsibility with regard to the financial statement audit under U.S. auditing standards:

**Our responsibility is to plan and perform the audit in accordance with generally accepted auditing standards issued by the AICPA and to design the audit to obtain reasonable, rather than absolute, assurance about whether the consolidated financial statements as a whole are free from material misstatement.**



# Our Responsibility

Our responsibility under U.S. Generally Accepted Auditing Standards and *Government Auditing Standards*.

1

To express our opinion on whether the consolidated financial statements prepared by management with your oversight are fairly presented, in all material respects, and in accordance with U.S. GAAP. However, our audit does not relieve you or management of your responsibilities.

2

To perform an audit in accordance with generally accepted auditing standards issued by the AICPA, *Government Auditing Standards*, issued by the Comptroller General of the United States and the California Code of Regulations, Title 2, Section 1131.2, State Controller's *Minimum Audit Requirements* for California Special Districts, and design the audit to obtain reasonable, rather than absolute, assurance about whether the consolidated financial statements are free of material misstatement.

3

To consider internal control over financial reporting and internal control over compliance as a basis for designing audit procedures but not for the purpose of expressing an opinion on its effectiveness or to provide assurance concerning such internal control.

4

To communicate findings that, in our judgment, are relevant to your responsibilities in overseeing the financial reporting process and administering federal awards. However, we are not required to design procedures for the purpose of identifying other matters to communicate to you.



# Planned Scope and Timing of the Audit

---

It is the auditor's responsibility to determine the overall audit strategy and the audit plan, including the nature, timing and extent of procedures necessary to obtain sufficient and appropriate audit evidence and to communicate with those charged with governance and overview of the planned scope and timing of the audit.

## OUR COMMENTS

- The planned scope and timing of the audit was communicated to the District's audit committee at the audit entrance meeting and was included in the engagement letter for the year ended June 30, 2021



# Significant Accounting Policies and Unusual Transactions

---

The auditor should determine that the audit committee is informed about the initial selection of and changes in significant accounting policies or their application. The auditor should also determine that the audit committee is informed about the methods used to account for significant unusual transactions and the effect of significant accounting policies in controversial or emerging areas for which there is a lack of authoritative guidance or consensus.

## OUR COMMENTS

- Management has the responsibility for selection and use of appropriate accounting policies. The significant accounting policies used by the District are described in the notes to the consolidated financial statements. Throughout the course of an audit, we review changes, if any, to significant accounting policies or their application, and the initial selection and implementation of new policies.
- Adoption of GASB Statement No. 84, *Fiduciary Activities*.
- Adoption of GASB Statement No. 97, *Certain Component Unit Criteria, and Accounting and Financial Reporting for Internal Revenue Code Section 457 Deferred Compensation*.
- There were no other changes to significant accounting policies for the year ended June 30, 2021.
- We believe management has selected and applied significant accounting policies appropriately and consistent with those of the prior year.



# Management Judgements and Accounting Estimates

---

The audit committee should be informed about the process used by management in formulating particularly sensitive accounting estimates and about the basics for the auditor's conclusions regarding the reasonableness of those estimates.

## OUR COMMENTS

- Management's judgements and accounting estimates are based on knowledge and experience about past and current events and assumptions about future events. We apply audit procedures to management's estimates to ascertain whether the estimates are reasonable under the circumstances and do not materially mistake the consolidated financial statements.
- Significant management estimates impacted the consolidated financial statements including the following: **accounts receivable, third-party settlements, risk management liabilities, post-retirement liabilities, and contingencies.**
- We deem them to be reasonable.





## Lookback Analysis (Soriano – non-RHS - AR only)

	2019	2020	2021
Net Accounts Receivable	\$128,064,756	\$104,737,463	\$104,903,630
Collected 2 months after 6/30	\$(68,909,219)	\$(55,012,069)	\$(60,047,501)
% Collected 2 months after 6/30	54%	53%	57%
Exposure after 2 month's collections	\$59,155,537	\$49,725,394	\$44,856,129
Collected after 14 months	\$(113,185,608)	\$(83,670,490)	N/A
% Collected after 14 months	88%	80%	N/A



# Management Judgments and Accounting Estimates

---

Our views about the quantitative aspects of the entity's significant accounting policies, accounting estimates, and financial statement disclosures.

## OUR COMMENTS

- **The disclosures in the consolidated financial statements are clear and consistent. Certain financial statement disclosures are particularly sensitive because of their significance to financial statements users; however, we do not believe any of the notes are particularly sensitive.**



# Significant Audit Adjustments and Unadjusted Differences Considered by Management to be Immaterial

---

The audit committee should be informed of all significant audit adjustments arising from the audit. Consideration should be given to whether an adjustment is indicative of a significant deficiency or a material weakness in the District's internal control over financial reporting, or in its process for reporting interim financial information, that could cause future consolidated financial statements to be materially misstated.

The audit committee should also be informed of uncorrected misstatements aggregated by us during the current engagement and pertaining to the latest period presented that were determined by management to be immaterial, both individually and in the aggregate, to the consolidated financial statements as a whole.

## OUR COMMENTS

- There were no corrected or uncorrected audit adjustments.



# Deficiencies in Internal Control

---

Any material weaknesses and significant deficiencies in the design or operation of internal control that came to the auditor's attention during the audit must be reported to the audit committee.

## OUR COMMENTS

- **Material weakness**
  - None noted
- **Significant deficiencies**
  - Nothing to communicate



# Difficulties Encountered in Performing the Audit

---

The audit committee should be informed of any significant difficulties encountered in dealing with management related to the performance of the audit, including disagreements with management, whether or not satisfactorily resolved, about matters that individually or in the aggregate could be significant to the District's consolidated financial statements, or the auditor's report.

## OUR COMMENTS

- **No significant difficulties were encountered during our audit.**
- **We are pleased to report that there were no disagreements with management.**



# Material Uncertainties Related to Events and Conditions/ Fraud and Noncompliance with Laws and Regulations

---

Any doubt regarding the entity's ability to continue, as a going concern, should be communicated to the audit committee.

Fraud involving senior management and fraud (whether caused by senior management or other employees) that causes a material misstatement of the consolidated financial statements should be communicated. We are also required to communicate any noncompliance with laws and regulations involving senior management that come to our attention, unless clearly inconsequential.

## OUR COMMENTS

- No such matters came to our attention.
- We have not become aware of any instances of fraud or noncompliance with laws and regulations.



# Other Material Written Communications

---

The audit committee should be informed of any significant difficulties encountered in dealing with management related to the performance of the audit, including disagreements with management, whether or not satisfactorily resolved, about matters that individually or in the aggregate could be significant to the District's consolidated financial statements, or the auditor's report.

## OUR COMMENTS

- Other than the engagement letter, management representation letter, and communication to those charged with governance, there have been no other significant communications.



# Management's Consultation with Other Accountants

---

In some cases, management may decide to consult about auditing and accounting matters. If management has consulted with other accountants about an auditing and accounting matter that involves application of an accounting principle to the District's consolidated financial statements or a determination of the type of auditor's opinion that may be expressed on those statements, our professional standards require the consulting accountant to check with us to determine that the consultant has all the relevant facts.

## OUR COMMENTS

- **We are not aware of any significant accounting or auditing matters for which management consulted other accountants.**





# Potential Effect on the Consolidated Financial Statements of any Significant Risks and Exposures

---

The audit committee should be adequately informed of the potential effect on consolidated financial statements of significant risks and exposures and uncertainties that are disclosed in the consolidated financial statements.

## OUR COMMENTS

- **The District is subject to potential legal proceedings and claims that arise in the ordinary course of business, which are disclosed in the notes to the consolidated financial statements.**



---

**Chris Pritchard**

**Chris.Pritchard@mossadams.com**

**(415) 6770-8262**

**John Feneis**

**John.Feneis@mossadams.com**

**(415) 677-8341**



**THANK  
YOU**

# Kaweah Delta - 06-21 FS - Final Draft 11-17-21

FINAL DRAFT

*Report of Independent Auditors and  
Consolidated Financial Statements with  
Supplementary Information*

**Kaweah Delta Health Care District**

*June 30, 2021 and 2020*

## Table of Contents

---

<b>MANAGEMENT'S DISCUSSION AND ANALYSIS</b> .....	1
<b>REPORT OF INDEPENDENT AUDITORS</b> .....	16
<b>CONSOLIDATED FINANCIAL STATEMENTS</b>	
Consolidated Statements of Net Position .....	19
Consolidated Statements of Revenues, Expenses, and Changes in Net Position.....	21
Consolidated Statements of Cash Flows .....	22
Statements of Fiduciary Net Position .....	24
Statements of Changes in Fiduciary Net Position .....	25
Notes to Consolidated Financial Statements .....	26
<b>SUPPLEMENTAL PENSION INFORMATION</b>	
Supplemental Pension Information .....	56

## **Management's Discussion and Analysis**

---

FINAL DRAFT

# Kaweah Delta Health Care District Management's Discussion and Analysis June 30, 2021 and 2020

---

Kaweah Delta Health Care District's (the "District") discussion and analysis is designed to assist the reader in focusing on significant financial issues, provide an overview of the District's financial activity, identify changes in the District's financial position, and identify any material deviations from the financial plan (the "approved budget"). Unless otherwise noted, all discussion and analysis pertains to the District's financial condition, results of operations, and cash flows as of and for the year ended June 30, 2021. Please read it in conjunction with the consolidated financial statements in this report.

## Financial Highlights

- The District's net position increased by \$13.9 million, or 2.9%, primarily attributable to the year's net income (income before contributions). Total assets increased by \$48.8 million, or 5.1%. Cash and investments increased by \$13.7 million, or 3.4%, due to the \$33.1 million increase in the Medicare advance payment liability. The addition of the net pension asset of \$22.3 million also contributed to the increase. Capital assets increased \$6.4 million to \$344.8 million with \$36.7 million in net additions to buildings, equipment, and construction-in-progress, exceeding a \$30.3 million net increase in accumulated depreciation.
- The District's total operating revenues increased to \$776.3 million, a 5.7% increase from the prior year, while total operating expenses increased to \$798.6 million, an increase of 3.8%. The current year increase in total operating revenues is primarily due to a \$37.8 million increase in net patient services revenue and a \$7.2 million increase in premium revenue. The increase in net patient services revenue is driven by an increase in patient volumes. The increase in premium revenue is due to an increase in the number of covered lives as well as an increase in the per member payment amount.
- Capital contributions to Kaweah Delta Hospital Foundation (the "Foundation") were \$1,515,000 in fiscal year 2021, an increase of \$664,000 compared to fiscal year 2020.
- During the fiscal year, the District made the following significant capital expenditures:
  - Construction costs and related equipment for the expansion of the emergency department, the inpatient pharmacy remodel and a new rural health clinic
  - PET CT machine
  - New patient care beds and patient monitoring equipment

The source of funding for these projects was derived from operations, capital contributions, bond project funds, and funds reserved for capital acquisition.

**Required Consolidated Financial Statements**

The consolidated financial statements of the District include: (a) a consolidated statement of net position, (b) a consolidated statement of revenues, expenses, and changes in net position, and (c) a consolidated statement of cash flows. The consolidated statement of net position includes information about the nature of the District's assets and liabilities and classifies them as current or noncurrent. It also provides the basis for evaluation of the capital structure of the District and for assessing the liquidity and financial flexibility of the District. The District's revenues and expenses are accounted for in the consolidated statement of revenues, expenses, and changes in net position. This statement measures the District's operations and can be used to determine whether the District has been able to recover all of its operating costs from patient services and other operating revenue sources. The primary purpose of the consolidated statement of cash flows is to provide information about the District's cash from operating, noncapital financing, capital and related financing, and investing activities. It provides answers to such questions as what were the District's sources of cash, what was cash used for, and what was the change in cash balances during the reporting period.

FINAL DRAFT



**Kaweah Delta Health Care District  
Management's Discussion and Analysis (Continued)  
June 30, 2021 and 2020**

**TABLE 1**  
**Financial Analysis of the District**  
**Condensed Consolidated Statements of Net Position**  
**(in thousands)**

A summary of the District's consolidated statements of net position is presented in Table 1 below:

	June 30, 2021	June 30, 2020	Dollar Change	Total % Change
Current and other assets	\$ 656,696	\$ 614,300	\$ 42,396	6.9%
Capital assets	344,759	338,399	6,360	1.9%
Total assets	<u>1,001,455</u>	<u>952,699</u>	<u>48,756</u>	5.1%
Deferred outflows	<u>3,490</u>	<u>9,354</u>	<u>(5,864)</u>	-62.7%
Total assets and deferred outflows	<u>\$ 1,004,945</u>	<u>\$ 962,053</u>	<u>\$ 42,892</u>	4.5%
Current and other liabilities	\$ 228,458	\$ 226,958	\$ 1,500	0.7%
Long-term debt outstanding	<u>250,798</u>	<u>262,656</u>	<u>(11,858)</u>	-4.5%
Total liabilities	<u>479,256</u>	<u>489,614</u>	<u>(10,358)</u>	-2.1%
Deferred inflows	<u>39,321</u>	<u>-</u>	<u>39,321</u>	
Net investment in capital assets	107,949	104,433	3,516	3.4%
Restricted	31,712	30,567	1,145	3.7%
Unrestricted	<u>346,707</u>	<u>337,439</u>	<u>9,268</u>	2.7%
Total net position	<u>486,368</u>	<u>472,439</u>	<u>13,929</u>	2.9%
Total liabilities, deferred inflows, and net position	<u>\$ 1,004,945</u>	<u>\$ 962,053</u>	<u>\$ 42,892</u>	4.5%

As reflected in Table 1, net position increased \$13.9 million to \$486.4 million for the year ended June 30, 2021, primarily attributable to the District's \$12.4 million income before contributions.

**Kaweah Delta Health Care District  
Management's Discussion and Analysis (Continued)  
June 30, 2021 and 2020**

**TABLE 2**

**Financial Analysis of the District (continued)**

**Condensed Consolidated Statements of Net Position**

(in thousands)

A summary of the District's consolidated statements of net position is presented in Table 2 below:

	June 30, 2020	June 30, 2019	Dollar Change	Total % Change
Current and other assets	\$ 614,300	\$ 567,685	\$ 46,615	8.2%
Capital assets	338,399	336,359	2,040	0.6%
Total assets	<u>952,699</u>	<u>904,044</u>	48,655	5.4%
Deferred outflows	<u>9,354</u>	<u>5,866</u>	3,488	59.5%
Total assets and deferred outflows	<u>\$ 962,053</u>	<u>\$ 909,910</u>	<u>\$ 52,143</u>	5.7%
Current and other liabilities	\$ 226,958	\$ 163,738	\$ 63,220	38.6%
Long-term debt outstanding	<u>262,656</u>	<u>258,727</u>	3,929	1.5%
Total liabilities	489,614	422,465	67,149	15.9%
Deferred inflows	<u>-</u>	<u>8,206</u>	<u>(8,206)</u>	-100.0%
Net investment in capital assets	104,433	105,427	(994)	-0.9%
Restricted	30,567	30,090	477	1.6%
Unrestricted	<u>337,439</u>	<u>343,722</u>	<u>(6,283)</u>	-1.8%
Total net position	<u>472,439</u>	<u>479,239</u>	<u>(6,800)</u>	-1.4%
Total liabilities, deferred inflows, and net position	<u>\$ 962,053</u>	<u>\$ 909,910</u>	<u>\$ 52,143</u>	5.7%

As reflected in Table 2, net position decreases \$6.8 million to \$472.4 million for the year ended June 30, 2020, primarily attributable to the District's \$7.7 million loss before contributions.

**Kaweah Delta Health Care District  
Management's Discussion and Analysis (Continued)  
June 30, 2021 and 2020**

**TABLE 3**

**Financial Analysis of the District (continued)**

**Condensed Consolidated Statements of Revenues, Expenses, and Changes in Net Position**

**(in thousands)**

The following table presents a summary of the District's revenues, expenses, and changes in net position:

	Years Ended		Dollar Change	Total % Change
	June 30, 2021	June 30, 2020		
Net patient services revenue	\$ 652,256	\$ 614,435	\$ 37,821	6.2%
Premium revenue	58,107	50,903	7,204	14.2%
Management services revenue	34,167	32,805	1,362	4.2%
Other operating revenue	31,788	36,205	(4,417)	-12.2%
Total operating revenues	776,318	734,348	41,970	5.7%
Salaries and benefits	382,418	384,975	(2,557)	-0.7%
Medical and other supplies	162,660	148,816	13,844	9.3%
Medical and other fees and services	167,751	151,487	16,264	10.7%
Maintenance, utilities, and rent	39,842	37,974	1,868	4.9%
Depreciation and amortization	31,646	30,678	968	3.2%
Other	14,292	15,537	(1,245)	-8.0%
Total operating expenses	798,609	769,467	29,142	3.8%
Operating loss	(22,291)	(35,119)	12,828	-36.5%
Nonoperating revenues – net of nonoperating expenses	34,705	27,468	7,237	-26.3%
Income (loss) before contributions	12,414	(7,651)	20,065	-262.3%
Capital contributions	1,515	851	664	78.0%
Change in net position	13,929	(6,800)	20,729	-304.8%
Net position, beginning of year	472,439	479,239	(6,800)	-1.4%
Net position, end of year	\$ 486,368	\$ 472,439	\$ 13,929	2.9%

**Kaweah Delta Health Care District  
Management's Discussion and Analysis (Continued)  
June 30, 2021 and 2020**

**TABLE 4**

**Financial Analysis of the District (continued)**

**Condensed Consolidated Statements of Revenues, Expenses, and Changes in Net Position**

(in thousands)

The following table presents a summary of the District's revenues, expenses, and changes in net position:

	Years Ended		Dollar Change	Total % Change
	June 30, 2020	June 30, 2019		
Net patient services revenue	\$ 614,435	\$ 638,382	\$ (23,947)	-3.8%
Premium revenue	50,903	40,871	10,032	24.5%
Management services revenue	32,805	31,751	1,054	3.3%
Other operating revenue	36,205	40,569	(4,364)	-10.8%
Total operating revenues	<u>734,348</u>	<u>751,573</u>	<u>(17,225)</u>	-2.3%
Salaries and benefits	384,975	363,289	21,686	6.0%
Medical and other supplies	148,816	141,150	7,666	5.4%
Medical and other fees and services	151,487	145,592	5,895	4.0%
Maintenance, utilities, and rent	37,974	37,743	231	0.6%
Depreciation and amortization	30,678	30,851	(173)	-0.6%
Other	15,537	13,285	2,252	17.0%
Total operating expenses	<u>769,467</u>	<u>731,910</u>	<u>37,557</u>	5.1%
Operating (loss) income	(35,119)	19,663	(54,782)	-278.6%
Nonoperating revenues – net of nonoperating expenses	<u>27,468</u>	<u>8,245</u>	<u>19,223</u>	-233.1%
(Loss) income before contributions	(7,651)	27,908	(35,559)	-127.4%
Capital contributions	851	861	(10)	-1.2%
Change in net position	<u>(6,800)</u>	<u>28,769</u>	<u>(35,569)</u>	-123.6%
Net position, beginning of year	<u>479,239</u>	<u>450,470</u>	<u>28,769</u>	6.4%
Net position, end of year	<u>\$ 472,439</u>	<u>\$ 479,239</u>	<u>\$ (6,800)</u>	-1.4%

# Kaweah Delta Health Care District Management's Discussion and Analysis (Continued) June 30, 2021 and 2020

---

## Sources of Revenue

*Operating revenues* – For fiscal year 2021, the District derived 94.7% of its total revenues from operations. Operating revenues include, among other items, patient care revenue from Medicare, Medi-Cal, and other federal, state, and local government programs, and commercial insurance payers and patients; management services revenue associated with the District's forty-five percent (45%) ownership in SRCC-Medical Oncology, LLC, a management services organization providing staff, facilities, and administrative services to a medical oncology physician group; premium revenue associated with a capitated Medicare Advantage contract; cafeteria sales; PRIME program revenue; membership sales and dues from a District-owned health and fitness center; and minority ownership interests in a free-standing ambulatory surgery center, an assisted living center, and a memory care facility.

*Nonoperating revenues* – For fiscal year 2021, the District derived 5.3% of its total revenues from nonoperating revenues. Nonoperating revenues include investment income, Federal stimulus funds, gain on the sale of capital assets and property tax revenue including that associated with the general obligation bonds as well as an allocation of general property taxes assessed by the County of Tulare on properties residing within the District's geographical boundaries.

## Operating and Financial Performance

The following summarizes the District's consolidated statements of revenues, expenses, and changes in net position between 2021 and 2020:

Acute admissions decreased by 945 or 3.9%, to 23,346 but acute patient days increased by 7,856, or 6.4%, to 131,332. Skilled nursing and long-term subacute patient days decreased by 5.8% with 19,936 days in 2021, and 21,162 days in 2020. Outpatient equivalent patient days, a measure of overall outpatient activity, decreased by 1.0% from 2020 levels. Increases in rural health clinic registrations, home health visits, and urgent care visits, were offset by decreases in radiation oncology and dialysis treatments, and emergency department visits. Inpatient admissions and outpatient activity was significantly impacted by COVID-19 during the last quarter of fiscal year 2020, with volumes recovering in fiscal year 2021.

Net patient services revenue increased \$37.8 million, or 6.2%, in 2021. The increase in net patient services revenue can mainly be attributed to the increase in inpatient volume noted above.

The District participates in various supplemental payment programs administered by the State of California as discussed in detail in the notes to the consolidated financial statements. In fiscal year 2021, net patient services revenue includes \$14.6 million related to the QAF Managed Care Medi-Cal program, \$10.1 million related to the AB113 IGT FFS Medi-Cal Inpatient program, and \$17.2 million related to the Rate Range IGT Managed Medi-Cal program.

Management services revenue increased \$1.4 million, or 4.2%, from 2020. The increase in revenue is primarily associated with the increase in revenue generated by the SRCC-Medical Oncology joint venture.

Premium revenue associated with a capitated Medicare Advantage contract increased by \$7.2 million, or 14.2%, from 2020, due to an increase in the number of covered lives as well as an increase in the per member payment amount.

**Kaweah Delta Health Care District**  
**Management's Discussion and Analysis (Continued)**  
**June 30, 2021 and 2020**

---

Other operating revenue consists primarily of PRIME program revenue, cafeteria sales, equity ownership in an ambulatory surgery center, assisted living center, and memory care facility, contributions, and health and fitness center membership sales and dues. Other operating revenue decreased by \$4.4 million, or 12.2%. This decrease is primarily related to a decrease in PRIME revenue recognized.

Salaries and benefits expense decreased \$2.6 million, or 0.7%. Salaries and wages increased \$15.6 million, or 5.0%, and employee benefits expense decreased \$18.2 million, or 24.4%, from 2020. The increase in salaries and wages was attributable to an increase in hours paid (\$2.1 million increase due to activities related to COVID-19) and wage related adjustments. The excess of investment earnings on the defined benefit pension plan assets was the main driver of the decrease in benefits expense.

Medical and other supplies increased \$13.8 million, or 9.3%, from 2020, including an \$8.4 million increase related to COVID-19 purchases for testing and personal protective equipment purchases, as well as increase in pharmaceutical costs associated with increased inpatient volumes, SRCC-Medical Oncology volume and the retail pharmacy.

Medical and other fees and services increased \$16.3 million, or 10.7%, mainly due to a \$11.3 million increase in third party purchased service cost related to the Medicare Advantage contract for which the District receives revenue on a capitation basis, and the remainder related to an increase in physician fees.

Maintenance, utilities, and rent increased by \$1.9 million, or 4.9%, during 2021, primarily due to an increase in utilities.

Depreciation and amortization expense increased \$968,000, or 3.2%.

Other expenses decreased \$1.2 million, or 8.0%, resulting mainly from decreases in recruiting cost and professional liability expense.

Total operating expenses increased by \$29.1 million, or 3.8%.

Nonoperating revenues of \$43.1 million for fiscal year 2021, are comprised of \$32.5 million of federal stimulus, or provider relief funding, \$5.0 million of tax revenue received from the County of Tulare and \$5.7 million in investment income on cash and investments. Investment income represents interest income and realized and unrealized gains and losses on District and Foundation investments. District investments by law may only be invested in high-grade, governmental and commercial fixed income securities and money market funds.

Nonoperating expenses represent interest on the District's short-term and long-term debt consisting of revenue and general obligation bonds and capital leases, loss on disposal of capital assets, and bond issuance expense. Total interest expense of \$8.4 million increased by \$1 million, or 13.4%, from 2020. Bond issuance expense decreased by \$172,000 in 2021.

For fiscal year 2021, capital contributions of \$1.5 million represent amounts received from Foundation donors to support specific capital purposes. The Foundation exists to support the needs of the District and to help build support for the District and our community.

## **Kaweah Delta Health Care District Management's Discussion and Analysis (Continued) June 30, 2021 and 2020**

---

The following summarizes the District's consolidated statements of revenues, expenses, and changes in net position between 2020 and 2019:

Acute admissions decreased by 2,659 or 9.9%, to 24,291 and acute patient days decreased by 9,330, or 7.0%, to 123,476. Skilled nursing and long-term subacute patient days also decreased by 1.7% with 21,162 in 2020, and 21,536 in 2019. Outpatient equivalent patient days, a measure of overall outpatient activity, increased slightly, 0.3%, from 2019 levels. Increases in rural health clinic registrations, home health visits, and cardiology clinic visits, were offset by decreases in outpatient therapy and dialysis treatments, and emergency department and urgent care visits. Inpatient admissions and outpatient activity was significantly impacted by COVID-19 during the last quarter of the fiscal year.

Net patient services revenue decreased \$23.9 million, or 3.8%, in 2020. The decrease in net patient services revenue can mainly be attributed to the decrease in volume noted above as well as the \$19.7 million decrease in Medi-Cal disproportionate share funding and other supplemental payment programs.

The District participates in various supplemental payment programs administered by the State of California as discussed in detail in the notes to the consolidated financial statements. In fiscal year 2020, net patient services revenue includes an increase of \$20.8 million related to the QAF Managed Care Medi-Cal program, a decrease of \$3.7 million related to the AB113 IGT FFS Medi-Cal Inpatient program, and an increase of \$17.8 million related to the Rate Range IGT Managed Medi-Cal program.

Management services revenue increased \$1.1 million, or 3.3%, from 2019. The increase in revenue is primarily associated with the increase in revenue generated by the SRCC-Medical Oncology joint venture.

Premium revenue associated with a capitated Medicare Advantage contract increased by \$10.0 million, or 24.5%, from 2019, due to an increase in the number of covered lives as well as an increase in the per member payment amount.

Other operating revenue consists primarily of PRIME program revenue, cafeteria sales, equity ownership in an ambulatory surgery center, assisted living center, and memory care facility, contributions, and health and fitness center membership sales and dues. Other operating revenue decreased by \$4.4 million, or 10.8%. This decrease is primarily related to a decrease in PRIME revenue recognized.

Salaries and benefits expense increased \$21.7 million, or 6.0%. Salaries and wages increased \$20.8 million, or 7.2%, and employee benefits expense increased \$934,000, or 1.3%, from 2019. The increase in salaries and wages was attributable to an increase in hours paid (\$2.3 million due to activities related to COVID-19), the conversion of contract labor to employed labor and wage related adjustments.

Medical and other supplies increased \$7.7 million, or 5.4%, from 2019, including \$1.4 million related to COVID-19 purchases for testing and personal protective equipment purchases, as well as increases in lab supplies, surgical supplies, minor medical equipment and pharmaceutical costs associated with SRCC-Medical Oncology volume and the retail pharmacy.

Medical and other fees and services increased \$5.9 million, or 4.0%, mainly due to a \$4.3 million increase in third party purchased service cost related to the Medicare Advantage contract for which the District receives revenue on a capitation basis, and the remainder related to an increase in physician fees.

**Kaweah Delta Health Care District  
Management's Discussion and Analysis (Continued)  
June 30, 2021 and 2020**

---

Maintenance, utilities, and rent increased by \$231,000, or 0.6%, during 2020, primarily due to an increase in utilities.

Depreciation and amortization expense decreased \$173,000, or 0.6%.

Other expenses increased \$2.3 million, or 17.0%, resulting mainly from a increases in recruiting cost and professional liability expense.

Total operating expenses increased by \$37.6 million, or 5.1%.

Nonoperating revenues of \$35.1 million for fiscal year 2020 are comprised of \$15.0 million of federal stimulus, or provider relief funding, a \$3.5 million gain on the sales of property not used in operations, \$4.7 million of tax revenue received from the County of Tulare and \$11.8 million in investment income on cash and investments. Investment income represents interest income and realized and unrealized gains and losses on District and Foundation investments. District investments by law may only be invested in high-grade, governmental and commercial fixed income securities and money market funds.

Nonoperating expenses represent interest on the District's short-term and long-term debt consisting of revenue and general obligation bonds and capital leases, loss on disposal of capital assets, and bond issuance expense. Total interest expense of \$7.4 million increased by \$200,000, or 2.8%, from 2019. Bond issuance expense increased by \$172,000 in 2020.

For fiscal year 2020, capital contributions of \$851,000 represent amounts received from Foundation donors to support specific capital purposes. The Foundation exists to support the needs of the District and to help build support for the District and our community.

FINAL DRAFT



**Kaweah Delta Health Care District  
Management's Discussion and Analysis (Continued)  
June 30, 2021 and 2020**

**Budget Results**

The Board of Directors approves the annual operating budget of the District. The budget remains in effect the entire year, but is updated as needed for internal management use to reflect changes in activity and approved variances. A fiscal year 2021 budget comparison and analysis is presented below.

**TABLE 5**

**Actual vs. Budget**

(in thousands)

	Years Ended June 30,		Dollar Variance	Total % Variance
	2021 Actual	2021 Budget		
Net patient services revenue	\$ 652,256	\$ 658,056	\$ (5,800)	-0.9%
Management services revenue	34,167	32,398	1,769	5.5%
Premium revenue	58,107	51,312	6,795	13.2%
Other operating revenue	31,788	28,606	3,182	11.1%
<b>Total operating revenues</b>	<b>776,318</b>	<b>770,372</b>	<b>5,946</b>	<b>0.8%</b>
Salaries and benefits	382,418	388,210	(5,792)	-1.5%
Medical and other supplies	162,660	151,540	11,120	7.3%
Medical and other fees and services	167,751	143,092	24,659	17.2%
Maintenance, utilities, and rent	39,842	40,647	(805)	-2.0%
Depreciation and amortization	31,646	32,173	(527)	-1.6%
Other	14,292	9,350	4,942	52.9%
<b>Total operating expenses</b>	<b>798,609</b>	<b>765,012</b>	<b>33,597</b>	<b>4.4%</b>
Operating (loss) income	(22,291)	5,360	(27,651)	-515.8%
Nonoperating revenues – net of nonoperating expenses	34,705	433	34,272	7915.0%
<b>Income before contributions</b>	<b>\$ 12,414</b>	<b>\$ 5,793</b>	<b>\$ 6,621</b>	<b>114.3%</b>

**Kaweah Delta Health Care District  
Management's Discussion and Analysis (Continued)  
June 30, 2021 and 2020**

In comparing actual versus budgeted 2021 results, the following is noted:

The District completed its fiscal year 2021 \$6.6 million, or 114.3%, in excess of the budgeted income before contributions of \$5.8 million. Operating income fell short of budget expectations but nonoperating income exceeded budget by \$34.3 million due the receipt of \$32.5 million of federal stimulus funds.

The District's operating income fell short of budget expectations by \$27.7 million. Net patient services revenue fell short of budget by \$5.8 million, or 0.9%, due to lower-than-expected patient volumes offset by an unbudgeted increase in Medi-Cal supplemental payment programs. Management services revenue, premium revenue, and other operating revenue exceeded budget expectations by \$1.8 million, or 5.5%, \$6.8 million, or 13.2%, and \$3.2 million, or 11.1%, respectively. The District realized an unfavorable variance in total operating expenses of \$33.6 million, or 4.4%, in fiscal year 2021. In addition to the \$17.1 million of unbudgeted costs related to COVID-19, this unfavorable expense variance was mainly due to medical and other fees and services, which were \$24.7 million, or 17.2%, higher than expected. The unfavorable variance in this area related to contract labor, purchased medical services for third party costs related to the capitated Medicare managed care contract, and physician fees. These unfavorable expense variances were partially offset by a \$12.0 million favorable variance in employee benefits cost due to a \$12.8 million positive difference between actual and expected earnings on pension plan assets.

**Capital Assets**

At June 30, 2021, the District had \$344.8 million invested in a variety of capital assets, as reflected in the following schedule (in thousands), which represents a net increase (additions less retirements and depreciation) of \$6.4 million from the end of the prior year.

	June 30, 2021	June 30, 2020	Dollar Change	Total % Change
Land	\$ 17,542	\$ 17,542	\$ -	0.0%
Buildings and improvements	384,399	378,313	6,086	1.6%
Equipment	316,636	299,378	17,258	5.8%
Construction in progress	53,113	38,837	14,276	36.8%
	771,690	734,070	37,620	5.1%
Less: accumulated depreciation	427,169	396,060	31,109	7.9%
	344,521	338,010	6,511	1.9%
Property under capital leases, net of accumulated amortization	238	389	(151)	-38.8%
Capital assets, net	<u>\$ 344,759</u>	<u>\$ 338,399</u>	<u>\$ 6,360</u>	1.9%

**Kaweah Delta Health Care District  
Management’s Discussion and Analysis (Continued)  
June 30, 2021 and 2020**

---

Material additions during fiscal year 2021 included (in thousands):

Construction and equipment costs related to:

Emergency department expansion	\$	14,570
Buidling improvements for new rural health clinic	\$	3,689
Inpatient pharmacy remodel and related equipment	\$	2,160
PET CT machine	\$	1,890
Patient monitoring equipment	\$	1,665
Cardiac catheterization lab equipment	\$	893
Surgical equipment	\$	882
Laboratory equipment	\$	836
Radiology equipment	\$	815
Patient beds	\$	449

**Long-Term Debt**

At June 30, 2021, the District had approximately \$261.9 million in capital lease obligations and revenue and general obligation bonds outstanding as described in Notes 8 and 9 to the consolidated financial statements. The general obligation bonds represent the general obligation of the District. The District has the power and is obligated to cause annual ad valorem taxes to be levied upon all property within the District, subject to taxation by the District, and collected by the County of Tulare for payment, when due, of the principal and interest on the bonds. The bond indenture agreements contain various restrictive covenants that include, among other things, minimum debt service coverage, maintenance of minimum liquidity, restrictions on certain additional indebtedness, and requirements to maintain certain financial ratios.

**2020A and 2020B Bonds** – During January 2020, the District issued \$6.8 million Series 2020A and \$8.2 million Series 2020B of Kaweah Delta Health Care District Revenue Bonds. Both the 2020A and the 2020B revenue bonds bear interest at a rate of 2.37%. The net proceeds were used to fund capital projects and equipment. The 2020A and 2020B revenue bonds maturing on or after June 1, 2020 to May 31, 2025, are subject to redemption at the option of the District prior to their respective stated maturities at a price equal to 102% of the principal amount of the bonds. The 2020A and 2020B revenue bonds maturing on or after June 1, 2025 to May 31, 2030, are subject to redemption at the option of the District prior to their respective stated maturities at a price equal to 101% of the principal amount of the bonds. The 2020A and 2020B revenue bonds maturing on or after June 1, 2030, are subject to redemption at the option of the District prior to their respective stated maturities at a price equal to the principal amount of the bonds, without premium.

**Economic Outlook**

The District’s Board of Directors and management considered many factors when setting the fiscal year 2022 budget. Of primary importance in setting the 2022 budget is the status of the California economy, the fiscal policy of state and federal governments, the availability and affordability of labor, the general rise of health care related costs, and local and regional competition for health care services. Specific factors and assumptions incorporated in the District’s fiscal year 2022 budget include:

- Inpatient utilization is projected to increase by 2.8% from 2021 levels reflecting an average daily patient census of 442. Outpatient activity expressed in equivalent inpatient days is projected to increase 10.5% from 2021.

**Kaweah Delta Health Care District  
Management's Discussion and Analysis (Continued)  
June 30, 2021 and 2020**

---

- A 4.8% increase in gross patient services revenue due to increased patient care volume and mix of services, although no retail price increase was budgeted.
- A Medicare general acute care rate increase of approximately 1.0%, an increase of 2.4% for outpatient services, an increase of 0.7% for skilled nursing and for subacute services, an increase of 0.5% for home health services, an increase of 1.4% for rural health clinic services, an increase of 4.3% for acute rehabilitation, and a 4.8% increase for acute psychiatric services.
- No change in reimbursement anticipated for Medi-Cal fee-for-service acute medical/surgical, rehabilitation services, skilled nursing, subacute, psychiatric, home health, and outpatient fee-for-service reimbursement. Includes \$16.7 million in disproportionate share payments, \$4.0 million in anticipated fee-for-service intergovernmental transfer revenues and \$16.1 million in provider fee intergovernmental transfer and grant revenue.
- Medi-Cal managed care reimbursement rate increases of approximately 1.3% based on scheduled rate increases included in multi-year contracts. Includes \$16.4 million of Medi-Cal managed care rate range program intergovernmental transfer revenue.
- Annual scheduled rate increases for nongovernment managed care payers for contracts negotiated in prior years as well as expected new negotiated increases with managed care plans averaging 2.6%.  
The successful improvement of health care delivery system improvement initiatives under various care transformation programs resulting in the recognition of \$8.0 million in related revenue.
- Overall expense per adjusted patient day is projected to decrease by 5.6% from the prior year.

**District's Fiduciary Responsibility**

The District is the trustee, or fiduciary, for certain amounts held on behalf of retirement plan participants. The District's fiduciary activities are reported in separate Statements of Fiduciary Net Position and Changes in Fiduciary Net Position. These activities are excluded from the District's other financial statements because the District cannot use these assets to finance operations. The District is responsible for ensuring that the assets reported in these funds are used for their intended purposes.

**Kaweah Delta Health Care District  
Management's Discussion and Analysis (Continued)  
June 30, 2021 and 2020**

**TABLE 6**  
**Fiduciary Activities**  
(in thousands)

	RETIRMENT PLAN		
	2021	2020	2019
ASSETS			
Receivables	\$ 365	\$ 419	\$ 1,076
Investments, at fair value	319,682	250,439	246,746
NET POSITION RESTRICTED FOR PENSIONS	<u>\$ 320,047</u>	<u>\$ 250,858</u>	<u>\$ 247,822</u>
ADDITIONS			
Employer contributions	\$ 11,400	\$ 11,400	\$ 11,400
Net income from investments	73,603	6,328	20,001
Total additions	<u>85,003</u>	<u>17,728</u>	<u>31,401</u>
DEDUCTIONS			
Deductions	<u>15,814</u>	<u>14,692</u>	<u>13,500</u>
INCREASE (DECREASE) IN NET POSITION RESTRICTED FOR PENSIONS	<u>\$ 69,189</u>	<u>\$ 3,036</u>	<u>\$ 17,901</u>

# Report of Independent Auditors

To the Board of Directors  
Kaweah Delta Health Care District

## Report on Financial Statements

We have audited the accompanying consolidated financial statements of the business-type activities and the aggregate remaining fund information of Kaweah Delta Health Care District (the "District"), as of and for the years ended June 30, 2021 and 2020, and the related notes to the financial statements, which collectively comprise the District's basic consolidated financial statements as listed in the table of contents.

### *Management's Responsibility for the Financial Statements*

Management is responsible for the preparation and fair presentation of these consolidated financial statements in accordance with accounting principles generally accepted in the United States of America; this includes the design, implementation, and maintenance of internal control relevant to the preparation and fair presentation of consolidated financial statements that are free from material misstatement, whether due to fraud or error.

### *Auditor's Responsibility*

Our responsibility is to express an opinion on these consolidated financial statements based on our audits. We conducted our audits in accordance with auditing standards generally accepted in the United States of America and the standards applicable to financial audits contained in *Government Auditing Standards*, and the California Code of Regulations, Title 2, Section 1131.2, State Controller's *Minimum Audit Requirements* for California Special Districts. Those standards require that we plan and perform the audits to obtain reasonable assurance about whether the consolidated financial statements are free from material misstatement.

An audit involves performing procedures to obtain audit evidence about the amounts and disclosures in the consolidated financial statements. The procedures selected depend on the auditor's judgment, including the assessment of the risks of material misstatement of the consolidated financial statements, whether due to fraud or error. In making those risk assessments, the auditor considers internal control relevant to the entity's preparation and fair presentation of the consolidated financial statements in order to design audit procedures that are appropriate in the circumstances, but not for the purpose of expressing an opinion on the effectiveness of the entity's internal control. Accordingly, we express no such opinion. An audit also includes evaluating the appropriateness of accounting policies used and the reasonableness of significant accounting estimates made by management, as well as evaluating the overall presentation of the consolidated financial statements.

We believe that the audit evidence obtained is sufficient and appropriate to provide a basis for our audit opinion.

## **Opinions**

In our opinion, the consolidated financial statements referred to above present fairly, in all material respects, the financial position of the business-type activities and the aggregate remaining fund information of the Kaweah Delta Health Care District as of June 30, 2021 and 2020, and the results of its operations and its cash flows for the years then ended in accordance with accounting principles generally accepted in the United States of America.

## **Other Matter**

### ***Required Supplementary Information***

Accounting principles generally accepted in the United States of America require that the Management's Discussion and Analysis on pages 1 through 15, and the supplemental pension information on pages 56 and 57 be presented to supplement the basic consolidated financial statements. Such information, although not a part of the basic consolidated financial statements, is required by the Governmental Accounting Standards Board, which considers it to be an essential part of financial reporting for placing the basic consolidated financial statements in an appropriate operational, economic, or historical context. We have applied certain limited procedures to the required supplementary information in accordance with auditing standards generally accepted in the United States of America, which consisted of inquiries of management about the methods of preparing the information and comparing the information for consistency with management's responses to our inquiries, the basic consolidated financial statements, and other knowledge we obtained during our audit of the basic consolidated financial statements. We do not express an opinion or provide any assurance on the information because the limited procedures do not provide us with sufficient evidence to express an opinion or provide any assurance.

### ***Other Reporting Required by Government Auditing Standards***

In accordance with *Government Auditing Standards*, we have also issued our report dated [REDACTED], 2021, on our consideration of the District's internal control over financial reporting and on our tests of its compliance with certain provisions of laws, regulations, contracts, and grant agreements, and other matters. The purpose of that report is solely to describe the scope of our testing of internal control over financial reporting and compliance and the results of that testing, and not to provide an opinion on the effectiveness of the District's internal control over financial reporting or on compliance. That report is an integral part of an audit performed in accordance with *Government Auditing Standards* in considering the District's internal control over financial reporting and compliance.

Stockton, California  
[REDACTED], 2021

**Consolidated Financial Statements**

---

FINAL DRAFT



**Kaweah Delta Health Care District**  
**Consolidated Statements of Net Position**  
**June 30, 2021 and 2020**  
**(In Thousands)**

	2021	2020
<b>ASSETS AND DEFERRED OUTFLOWS</b>		
<b>CURRENT ASSETS</b>		
Cash and cash equivalents	\$ 30,081	\$ 11,766
Current portion of Board designated and trustee assets	13,695	13,954
Accounts receivable:		
Patient accounts receivable	121,551	118,451
Other	16,050	16,669
Total accounts receivable	137,601	135,120
Inventories	10,800	8,479
Medicare and Medi-Cal settlements	37,339	36,726
Prepaid expenses	12,210	10,317
Total current assets	241,726	216,362
<b>NONCURRENT CASH AND INVESTMENTS,</b>		
net of current portion		
Board designated assets	349,933	338,785
Bond assets held by trustee	22,271	36,092
Assets in self-insurance trust fund	2,073	3,727
	374,277	378,604
<b>CAPITAL ASSETS</b>		
Land	17,542	17,542
Buildings and improvements	384,399	378,313
Equipment	316,636	299,378
Construction in progress	53,113	38,837
	771,690	734,070
Less: accumulated depreciation	427,169	396,060
	344,521	338,010
Property under capital leases, net of accumulated amortization	238	389
Total capital assets	344,759	338,399
<b>NET PENSION ASSET</b>	22,273	-
<b>OTHER ASSETS</b>		
Property not used in operations	1,635	1,686
Health-related investments	5,216	6,888
Other	11,569	10,760
	18,420	19,334
Total assets	1,001,455	952,699
<b>DEFERRED OUTFLOWS OF RESOURCES</b>		
Unamortized loss on defeasance of debt	2,845	3,244
Unamortized goodwill	236	290
Deferred outflows - actuarial	409	5,820
Total deferred outflows	3,490	9,354
Total assets and deferred outflows of resources	\$ 1,004,945	\$ 962,053

**Kaweah Delta Health Care District**  
**Consolidated Statements of Net Position (Continued)**  
**June 30, 2021 and 2020**  
**(In Thousands)**

	2021	2020
LIABILITIES, DEFERRED INFLOWS, AND NET POSITION		
CURRENT LIABILITIES		
Accounts payable and accrued expenses	\$ 38,053	\$ 38,146
Accrued payroll and related liabilities	71,537	63,411
Medicare accelerated payments payable	76,846	43,750
Long-term debt, current portion	11,128	10,647
Total current liabilities	197,564	155,954
LONG-TERM DEBT, net of current portion		
Bonds payable	250,675	262,436
Capital leases	123	220
	250,798	262,656
NET PENSION LIABILITY		
	-	40,378
OTHER LONG-TERM LIABILITIES		
	30,894	30,626
Total liabilities	479,256	489,614
DEFERRED INFLOWS OF RESOURCES		
Deferred inflows - actuarial	39,321	-
	39,321	-
NET POSITION		
Invested in capital assets, net of related debt	107,949	104,433
Restricted:		
Expendable	17,109	18,567
Nonexpendable - minority interest	2,083	2,608
Nonexpendable - permanent endowments	12,520	9,392
Unrestricted	346,707	337,439
Total net position	486,368	472,439
Total liabilities, deferred inflows of resources, and net position	\$ 1,004,945	\$ 962,053

**Kaweah Delta Health Care District**  
**Consolidated Statements of Revenues, Expenses, and Changes in Net Position**  
**Years Ended June 30, 2021 and 2020**  
**(In Thousands)**

	2021	2020
<b>OPERATING REVENUES</b>		
Net patient services revenue	\$ 652,256	\$ 614,435
Premium revenue	58,107	50,903
Other revenues:		
Management services revenue	34,167	32,805
Other	31,788	36,205
Total other revenues	65,955	69,010
Total operating revenues	776,318	734,348
<b>OPERATING EXPENSES</b>		
Salaries and wages	326,062	310,423
Employee benefits	56,356	74,552
Total employment expenses	382,418	384,975
Medical and other supplies	162,660	148,816
Medical and other fees	113,218	107,399
Purchased services	54,533	44,088
Repairs and maintenance	26,155	25,516
Utilities	7,495	6,085
Rents and leases	6,192	6,373
Depreciation and amortization	31,646	30,678
Other	14,292	15,537
Total operating expenses	798,609	769,467
<b>OPERATING LOSS</b>	<b>(22,291)</b>	<b>(35,119)</b>
<b>NONOPERATING REVENUES (EXPENSES)</b>		
Property tax revenue	4,982	4,742
Federal stimulus funds	32,463	14,966
Investment income, net	5,664	11,823
Bond issuance expense	-	(172)
Interest expense	(8,407)	(7,411)
Gain on disposal of capital assets	3	3,520
Total nonoperating revenues	34,705	27,468
<b>INCOME (LOSS) BEFORE CAPITAL CONTRIBUTIONS</b>	<b>12,414</b>	<b>(7,651)</b>
<b>CAPITAL CONTRIBUTIONS</b>	<b>1,515</b>	<b>851</b>
<b>CHANGES IN NET POSITION</b>	<b>13,929</b>	<b>(6,800)</b>
<b>NET POSITION, beginning of year</b>	<b>472,439</b>	<b>479,239</b>
<b>NET POSITION, end of year</b>	<b>\$ 486,368</b>	<b>\$ 472,439</b>

**Kaweah Delta Health Care District**  
**Consolidated Statements of Cash Flows**  
**Years Ended June 30, 2021 and 2020**  
**(In Thousands)**

	2021	2020
<b>CASH FLOWS FROM OPERATING ACTIVITIES</b>		
Cash received from net patient services revenue	\$ 648,433	\$ 638,327
Cash received from management services and other operating revenues	124,647	116,651
Cash received from Medicare accelerated payments	33,096	43,750
Cash payments for salaries, wages, and related benefits	(374,292)	(380,727)
Cash payments for other operating expenses	(406,662)	(350,114)
Net cash from operating activities	25,222	67,887
<b>CASH FLOWS FROM NONCAPITAL FINANCING ACTIVITIES</b>		
Property tax revenue	1,552	1,412
Federal stimulus funds	32,463	14,966
Net cash from noncapital financing activities	34,015	16,378
<b>CASH FLOWS FROM CAPITAL AND RELATED FINANCING ACTIVITIES</b>		
Bond issuance costs	-	(172)
Interest payments on bonds payable and capital leases	(9,589)	(9,436)
Principal payments on bonds payable and capital leases	(10,643)	(9,442)
Proceeds from revenue bonds	-	15,000
Contributions received for capital expenditures	1,514	851
Tax revenue related to general obligation bonds	3,430	3,330
Purchase of capital assets	(36,724)	(30,956)
Proceeds from disposal of capital assets	11	5,608
Net cash used for capital and related financing activities	(52,001)	(25,217)
<b>CASH FLOWS FROM INVESTING ACTIVITIES</b>		
Interest income on investments	4,818	6,493
Purchase of investments	(85,387)	(78,549)
Net health-related investment contributions	830	(6)
Proceeds from sales and maturities of investments	86,579	73,519
Net cash from investing activities	6,840	1,457
<b>NET CHANGES IN CASH AND CASH EQUIVALENTS</b>	14,076	60,505
<b>CASH AND CASH EQUIVALENTS, beginning of year</b>	205,474	144,969
<b>CASH AND CASH EQUIVALENTS, end of year</b>	\$ 219,550	\$ 205,474

See accompanying notes.

**Kaweah Delta Health Care District**  
**Consolidated Statements of Cash Flows (Continued)**  
**Years Ended June 30, 2021 and 2020**  
**(In Thousands)**

	<u>2021</u>	<u>2020</u>
RECONCILIATION OF CASH AND CASH EQUIVALENTS TO THE STATEMENT OF NET POSITION		
Cash and cash equivalents in current assets	\$ 30,081	\$ 11,766
Cash and cash equivalents in noncurrent cash and investments:		
Board designated cash and investments	162,561	152,780
Bond assets held by trustee	26,893	40,921
Assets in self-insurance trust fund	15	7
	<u>\$ 219,550</u>	<u>\$ 205,474</u>
RECONCILIATION OF OPERATING LOSS TO NET CASH PROVIDED BY OPERATING ACTIVITIES		
Operating loss	\$ (22,291)	\$ (35,119)
Adjustments to reconcile operating loss to net cash from operating activities:		
Depreciation and amortization	31,646	30,678
Provision for bad debts	35,288	33,358
Changes in operating assets and liabilities:		
Accounts receivable	(37,770)	(7,965)
Inventories, prepaid expenses, and other assets	(4,879)	(3,261)
Accounts payable and accrued expenses, accrued payroll, related liabilities, Medicare accelerated payments payable, and other long-term liabilities	23,228	50,196
Net cash from operating activities	<u>\$ 25,222</u>	<u>\$ 67,887</u>

**Kaweah Delta Health Care District**  
**Statements of Fiduciary Net Position**  
**June 30, 2021 and 2020**  
**(In Thousands)**

	KAWEAH DELTA HEALTH CARE DISTRICT EMPLOYEES' RETIREMENT PLAN	
	2021	2020
ASSETS		
Receivables		
Accrued interest and dividends receivable	\$ 365	\$ 419
Total receivables	365	419
Investments at fair value:		
Cash and cash equivalents	4,625	5,818
Fixed income investments	67,686	47,678
Alternative investments	-	34,200
Equities	247,371	162,743
Total investments	319,682	250,439
TOTAL ASSETS AND NET POSITION RESTRICTED FOR PENSIONS	\$ 320,047	\$ 250,858

**Kaweah Delta Health Care District**  
**Statements of Changes in Fiduciary Net Position**  
**Years Ended June 30, 2021 and 2020**  
**(In Thousands)**

	KAWEAH DELTA HEALTH CARE DISTRICT EMPLOYEES' RETIREMENT PLAN	
	2021	2020
ADDITIONS		
Contributions		
Employer contributions	\$ 11,400	\$ 11,400
Investments income		
Net increase in fair value of investments	67,199	2,587
Interest and dividend income	8,053	5,107
Investment expense	(1,649)	(1,366)
Net income from investing	73,603	6,328
Total additions	85,003	17,728
DEDUCTIONS		
Benefit payments	15,527	14,448
Administrative expenses	287	244
Total deductions	15,814	14,692
INCREASE IN NET POSITION	69,189	3,036
NET POSITION RESTRICTED FOR PENSIONS		
Beginning of year	250,858	247,822
End of year	\$ 320,047	\$ 250,858

# Kaweah Delta Health Care District

## Notes to Consolidated Financial Statements

---

### NOTE 1 – BASIS OF PRESENTATION AND ACCOUNTING POLICIES

A summary of significant accounting policies applied in the preparation of the accompanying consolidated financial statements follows:

**Reporting entity** – Kaweah Delta Health Care District (the “District”) is a political subdivision of the State of California, organized and existing under the State of California Local Health Care District Law as set forth in the Health and Safety Code of the state of California. The District is governed by a separately-elected Board of Directors (the “Board”).

The accounting policies of the District conform to those recommended by the Health Care Committee of the American Institute of Certified Public Accountants. The District’s consolidated financial statements are presented in accordance with the pronouncements of the Governmental Accounting Standards Board (“GASB”), and the Financial Accounting Standards Board (“FASB”), when applicable. The District is not generally subject to state and federal income taxes. The District provides health care services to individuals who reside primarily in the local geographic area.

**Principles of consolidation** – The consolidated financial statements of the District include the accounts of the District, Kaweah Delta Hospital Foundation (the “Foundation”), Kaweah Health Medical Group (“KHMG”), Sequoia Regional Cancer Center, LLC (“SRCC”), Sequoia Regional Cancer Center – Medical Oncology, LLC (“SRCC-MO”), and TKC Development, LLC (“TKC”). KHMG, SRCC, SRCC-MO, TKC, and the Foundation are component units that have been blended for presentation purposes. The District has a 75% interest in TKC, which leases real estate and equipment from the District and then subleases the real estate and equipment to SRCC and SRCC-MO. The District has a 75% interest in SRCC and a 45% interest in SRCC-MO, management services organizations providing staff, facilities, and administration services to the radiation oncology department of the District and a medical oncology physician group, respectively. The District provides key management, administrative, and support services to SRCC and SRCC-MO, including all of their employees, leased buildings and equipment, accounting, human resources, information technology, housekeeping, risk management, and maintenance services.

The Foundation was established in March 1980, as an exempt organization under Internal Revenue Code Section 501(c)(3) to raise funds to support the operation of the District. The Foundation’s bylaws provide that all funds raised be distributed to or be held for the benefit of the District. The Foundation’s general funds, which represent the Foundation’s unrestricted resources, will be distributed to the District in amounts and in periods determined by the Foundation’s Board of Trustees.

Effective November 1, 2015, the District and its subsidiary, Kaweah Delta Health Care, Inc., a California nonprofit 501(c)(3) public benefit corporation, doing business as KHMG, entered into an affiliation with Visalia Medical Clinic (“VMC”), a California professional medical corporation. VMC is the largest multi-specialty medical group in Visalia and has been in existence for over 75 years. KHMG provides primary and specialty care health services to patients. The District is the sole corporate member of KHMG, with the nonprofit entity operating as a California medical foundation pursuant to Section 1206(l) of the California Health and Safety Code. VMC transferred its personal property, payor agreements, and nonphysician staff, among other assets, to KHMG. All physicians and mid-level providers will continue to be employed by VMC. VMC has entered into a professional services agreement with KHMG and provides medical services to patients of KHMG.

All intercompany transactions have been eliminated in the District’s consolidated financial statements.



## Kaweah Delta Health Care District Notes to Consolidated Financial Statements

---

**Proprietary fund accounting** – The District utilizes the proprietary fund method of accounting whereby revenues and expenses are recognized on the accrual basis and consolidated financial statements are prepared using the economic resources measurement focus.

**Fiduciary fund accounting** – Fiduciary funds for which the District acts only as an agent or trust are not included in the business-type activities of the District. These funds are reported in the Statement of Fiduciary Net Position and Statement of Change in Fiduciary Net Position at the fund financial statement level.

**Kaweah Delta Health Care District Employees' Retirement Plan** – The "Retirement Plan" was originally adopted as a defined benefit plan effective July 1, 1984. Effective June 30, 2011, the Retirement Plan was restated and amended (see Note 11). The Retirement Plan is administered by the sponsor, the District, and Retirement Plan assets are held by the custodian of the Retirement Plan, First State Trust Company. The Retirement Committee (the "Committee") of the District retains the responsibility to oversee the management of the Retirement Plan, including the requirement that investments and assets held within the Retirement Plan continually adhere to the requirements of the California Government Code which specifies that the trustee's primary role is to preserve capital, then maintain investment liquidity and thirdly, to protect investment yield. As such, the District acts as the fiduciary of the Retirement Plan.

**Use of estimates** – The preparation of consolidated financial statements in conformity with accounting principles generally accepted in the United States of America, requires management to make estimates and assumptions that affect the reported amounts of assets and liabilities and disclosures of contingent assets and liabilities at the date of the consolidated financial statements and the reported amounts of revenues and expenses during the reporting period. Actual results could differ from those estimates.

**Accounting standards** – Pursuant to GASB Statement No. 62, *Codification of Accounting and Financial Reporting Guidance Contained in Pre-November 30, 1989 Financial Accounting Standards Board ("FASB") and American Institute of Certified Public Accountants ("AICPA") Pronouncements*, the District's proprietary fund accounting and financial reporting practices are based on all applicable GASB pronouncements as well as codified pronouncements issued on or before November 30, 1989 and State Controller's *Minimum Audit Requirements* for California Special districts and the State Controller's office prescribed reporting guidelines.

**Net patient services revenue and patient accounts receivable** – Net patient services revenue is reported at the estimated net realizable amount from patients, governmental programs, health maintenance and preferred provider organizations, and insurance contracts under applicable laws, regulations, and program instructions. Net realizable amounts are generally less than the District's established rates. Final determination of certain amounts payable is subject to review by appropriate third-party representatives. Subsequent adjustments, if any, arising from such reviews are recorded in the year final settlement becomes known. Significant concentrations of net patient accounts receivable at June 30, 2021 and 2020, include Medicare, 38.71% and 31.16%, respectively, and Medi-Cal, 33.92% and 36.05%, respectively. The District provides for estimated losses on amounts receivable directly from patients based on historical bad debt experience. Past due status is based on the date the account is determined to be payable directly from the patient. When the account is deemed uncollectible in accordance with District policy, it is written off to bad debt expense. Recoveries from previously written-off accounts are recorded when received. At June 30, 2021 and 2020, the District provided allowances for losses on amounts receivable directly from patients totaling \$72.4 million and \$68.6 million, respectively. Amounts written off to bad debt expense included in net patient services revenue totaled approximately \$35.3 million and \$33.4 million for 2021 and 2020, respectively.

## Kaweah Delta Health Care District Notes to Consolidated Financial Statements

---

The District renders service to patients under contractual arrangements with the Medicare and Medi-Cal programs. Medicare payments are primarily prospective for inpatients, while Medicare payments for outpatients are based on a combination of a fee-for-service schedule and prospective reimbursement. Medi-Cal inpatient payments are subject to the state's prospective payment system. Medi-Cal outpatient services are reimbursed on a fee-for-service schedule. The programs' administrative procedures preclude final determination of amounts due for services to program patients until after the cost reports are audited or otherwise reviewed by and settled with the respective administrative agencies. Medicare and Medi-Cal cost reports for 2018 and 2019, are subject to audit and possible adjustment. Net Medicare and Medi-Cal program patient services revenue amounted to approximately \$364.9 million and \$396.2 million in 2021 and 2020, respectively. The District recognized in the consolidated statements of revenues, expenses, and changes in net position increases of approximately \$731,000 and \$921,000 in 2021 and 2020, respectively, in net patient services revenue pertaining to the settlement of previous years' cost reports.

**Cash and cash equivalents** – Cash and cash equivalents include cash in bank checking, savings, and time deposit accounts, money market funds, and investments in highly liquid debt instruments with a maturity of three months or less when purchased.

**Charity care** – The District provides care without charge or at amounts less than its established rates to patients who meet certain criteria under its charity care policy. The District accepts all patients regardless of their ability to pay. Partial payments, to which the District is entitled from public assistance programs on behalf of patients that meet the District's charity care criteria, are reported as net patient services revenue. Charity care, which is excluded from recognition as receivables or revenue in the consolidated financial statements, provided in 2021 and 2020, measured on the basis of uncompensated cost, was \$4.6 million and \$5.2 million, respectively.

**Inventories** – Inventories are reported at cost (determined by the first-in, first-out method), which is not in excess of market value.

**Prepaid expenses** – Certain payments to vendors reflect costs applicable to future accounting periods and are recorded as prepaid expenses.

**Investments** – Investments are reported at fair value, based on quoted market prices when applicable, and realized and unrealized gains and losses are included in nonoperating revenues as investment income. The fair market value of money market funds, guaranteed investment contracts, and investments in the Local Agency Investment Funds ("LAIF"), an external investment pool for government agencies administered by the State of California, approximates cost due to the liquid nature of these investments.

**Noncurrent cash and investments** – Noncurrent cash and investments include unrestricted cash and investments designated by the Board for future capital improvements, over which the Board retains control and may at its discretion subsequently use for other purposes, cash, and investments held by trustees under bond indentures, and cash and investments held in the District's self-insurance trust fund.

**Intangible asset** – The District has contributed \$2.0 million of the 2004 general obligation bond proceeds to the city of Visalia (the "City") for the construction of a parking garage in exchange for 84 parking spaces for District use (see Note 9). The District's use of the parking spaces is indefinite and the District is amortizing the asset over the estimated 25-year useful life of the parking garage. Amortization began in 2007 when the parking garage was completed and placed into service by the City.

## Kaweah Delta Health Care District Notes to Consolidated Financial Statements

---

**Capital assets** – Property, plant, and equipment are reported on the basis of cost or, in the case of donated items, on the basis of fair market value at the date of donation. Routine maintenance and repairs are charged to expense as incurred. Expenditures that increase values, change capacities, or extend useful lives are capitalized. The District capitalizes interest cost net of any interest earned on temporary investments of the proceeds for construction projects funded by tax-exempt borrowings. Interest expense is also capitalized for projects financed with operating funds.

Depreciation expense and amortization of property under capital leases are combined in the consolidated statements of revenues, expenses, and changes in net position and are computed by the straight-line method for financial reporting purposes over the estimated useful lives of the assets or the life of the lease, whichever is less, which range from 5 to 40 years for buildings and improvements, and 3 to 25 years for equipment and leasehold improvements.

At times the District may dispose of capital assets prior to the end of the assets' projected useful life. In cases when an associated gain or loss is recognized due to the disposal, the related gain or loss is shown as a nonoperating revenue or expenditure in the consolidated statement of revenue, expenses, and changes in net position.

**Consolidated statements of revenues, expenses, and changes in net position** – All revenues and expenses directly related to the delivery of health care services are included in operating revenues and expenses in the consolidated statements of revenues, expenses, and changes in net position. Nonoperating revenues and expenses consist of those revenues and expenses that are related to financing and investing types of activities and result from nonexchange transactions or investment income.

**Medical malpractice and general liability self-insurance** – The District maintains a self-insurance policy against malpractice and comprehensive general liability loss with supplemental coverage for losses in excess of \$4.0 million per incident and \$6.0 million in aggregate with a coverage limit of \$20.0 million per incident and in aggregate. The current portion of the related liability is reported in accounts payable and accrued expenses on the consolidated balance sheet, while the long-term portion is included in other long-term liabilities. The District has established an irrevocable trust for the purpose of appropriating assets to cover such losses. Under the trust agreement, the trust assets can only be used for payment of malpractice losses, general liability losses, related expenses, and the cost of administering the trust. The assets of the trust and related liabilities are reported on the consolidated balance sheet. Income from the trust assets, estimated losses from claims, and administrative costs are reported in the consolidated statements of revenues, expenses, and changes in net position.

Losses from asserted and unasserted claims identified under the District's incident reporting system are accrued based on estimates that incorporate the District's past experience as well as other considerations, including the nature of each claim or incident and relevant trend factors. The District's accrued malpractice losses also include an estimate of possible losses attributable to incidents that may have occurred, but have not been identified under the incident reporting system. The District has employed independent actuaries to estimate the ultimate costs, if any, of the settlement of such claims. Estimated future payments relating to malpractice losses have been discounted at a 3.0% rate.

## Kaweah Delta Health Care District Notes to Consolidated Financial Statements

---

**Workers' compensation self-insurance** – The District maintains a self-insurance policy against workers' compensation losses with supplemental coverage for losses in excess of \$1.5 million. The Board has designated funds for the payment of workers' compensation claims. The current portion of the related liability is reported in accrued payroll and related liabilities on the consolidated balance sheet, while the long-term portion is included in other long-term liabilities. Losses from asserted and unasserted claims identified under the District's incident reporting system are accrued based on estimates that incorporate the District's past experience, as well as other considerations including the nature of each claim or incident and relevant trend factors. The District's accrued workers' compensation losses also include an estimate of possible losses attributable to incidents that may have occurred, but have not been identified under the incident reporting system. The District has employed independent actuaries to estimate the ultimate costs, if any, of the settlement of such claims. Estimated future payments relating to workers' compensation losses have been discounted at a 1.5% rate.

**Medical benefits self-insurance** – The District maintains a policy of self-insuring medical costs up to \$1 million per employee. The related liability is reported in accrued payroll and related liabilities on the consolidated balance sheet. Losses from asserted and unasserted claims identified under the District's reporting system are accrued based on estimates that incorporate the District's past experience and relevant trend factors. The District's accrued medical insurance liability also includes an estimate of possible losses attributable to incidents that may have occurred, but have not been reported.

**Compensated absences** – The District's benefits-eligible employees earn vacation, short-term illness, and holiday leave, referred to as Paid Time Off ("PTO"), at varying rates based upon qualifying service hours. Employees may accumulate PTO up to a specified maximum. Accrued PTO is paid to the employee upon termination of employment or upon conversion to nonbenefits-eligible status. The estimated amount of PTO payable to employees is reported as a current liability in both 2021 and 2020. Extended Illness Bank ("EIB") time is also earned at a specific rate per qualified service hour. Employees who were vested in the District's defined benefit retirement plan as of June 30, 2011 (the effective date it was "frozen") were offered a one-time opportunity to have their accrued EIB time applied to length of service up to a maximum of one-year service credit. However, no payment is made for accrued EIB time when employment is terminated.

**Medicare accelerated payments and CARES Act grants** – The District, along with most other healthcare providers across the United States, has experienced operational challenges related to the COVID-19 pandemic. COVID-19 was declared a global pandemic by the World Health Organization on March 11, 2020, and on March 13, 2020, the President of the United States declared a national emergency as a result of the pandemic. On March 27, 2020, the Coronavirus Aid, Relief, and Economic Security Act ("CARES Act") was signed into law, which aimed to direct economic assistance for American workers, families, and small businesses, and preserve jobs for American industries. The District recognizes these federal stimulus funds in nonoperating revenues (expense) in the consolidated statements of revenues, expenses, and changes in net position, and will have to submit required reports documenting lost revenue and expenses incurred to support the grant funds, among other terms and conditions. Management is closely monitoring the evolution of this pandemic, including how it may affect operations and the general population. On September 19, 2020, and July 1, 2021, the Department of Health and Human Services ("HHS") released updated information for health care providers that received Provider Relief Fund ("PRF") payments, which may impact the recognition of the payments and the available uses for the funds. Management believes that these changes will not have a material impact to the consolidated financial statements as of and for the year ended June 30, 2021 (See Note 14).

## Kaweah Delta Health Care District Notes to Consolidated Financial Statements

---

Separately, CMS initiated an Accelerated Payment Program (“MAPP”) to hospitals. The accelerated payments represent advance payments for services to be provided and were based on a hospital’s historical Medicare volume. The District received approximately \$40.5 million and \$43.8 million in FY21 and FY20, respectively, in MAPP funds, included in Medicare accelerated payments payable on the consolidated statements of net position. One year after receipt of MAPP funds, CMS has begun recouping the accelerated payments from billing for services rendered and will do so until they are fully repaid. Any MAPP funds not recouped after 17 months from the start of CMS recoupment will be charged interest at 4% per annum.

**Premium revenue and health care services cost recognition** – The District contracts with a Medicare Advantage company (“Humana”) to provide health care services for certain members for which it receives revenue on a capitated basis. Under this agreement, the District receives monthly capitation payments based upon the number of participants covered under the agreements, regardless of services actually performed by the District or others under the agreements. Revenue is recognized during the period in which the District is obligated to provide services to the participants. The agreement for which the District is compensated on a capitated basis requires that the District provide or arrange for certain covered health care services to all members covered under the contract, which results in the District compensating other providers on a fee-for-services basis for the services. The cost of these services is accrued in the period the services are provided to the members, based in part, on estimates by management. The accrual of expense for such services provided includes an estimate of services provided but not reported to the District as of the fiscal year end.

**Reclassifications** – Certain reclassifications have been made to prior year balances to conform to the current year presentation.

**Net position** – Net position is divided into three components: net investment in capital assets, restricted, and unrestricted.

These classifications are defined as follows:

*Net investment in capital assets* – This component of net position consists of capital assets, including restricted capital assets, net of accumulated depreciation and reduced by the outstanding balances of any bonds, mortgages, notes, or other borrowings that are attributable to the acquisition, construction, or improvement of those assets.

*Restricted* – This component of net position consists of restricted expendable net position, the use of which is restricted through external constraints imposed by creditors (such as through debt covenants), grantors, contributors, laws or regulations of other governments, or constraints imposed by law through constitutional provisions or enabling legislation and includes assets in self-insurance trust funds, revenue bond reserve fund assets, and net position restricted to use by donors. Restricted nonexpendable net position equals the principal portion of permanent endowments as well as minority interest.

*Unrestricted* – This component of net position consists of net position that does not meet the definition of “restricted” or “invested in capital assets, net of related debt.”

## Kaweah Delta Health Care District Notes to Consolidated Financial Statements

---

**New accounting pronouncements** – The GASB issued Statement No. 84, *Fiduciary Activities* (“GASB No. 84”), which provides improved guidance regarding the identification of fiduciary activities for accounting and financial reporting purposes and how those activities should be reported. The statement also provides for recognition of a liability to the beneficiaries in a fiduciary fund when an event has occurred that compels the government to disburse fiduciary resources. The GASB also issued Statement No. 97, *Certain Component Unit Criteria, and Accounting and Financial Reporting for Internal Revenue Code Section 457 Deferred Compensation* (“GASB No. 97”). GASB 97 amends the criteria for reporting governmental fiduciary component units – separate legal entities included in a government’s financial statements. GASB 97 clarifies rules related to reporting of fiduciary activities under Statements No. 14 and No. 84 for defined contribution plans and to enhance the relevance, consistency, and comparability of the accounting and financial reporting of IRC Code section 457 plans that meet the definition of a pension plan. The District adopted GASB No. 84 and GASB No. 97 in the current fiscal year and has reflected the activities of the Retirement Plan fund in the accompanying statements of fiduciary net position and statements of changes in fiduciary net position.

The GASB also issued GASB Statement No. 87, *Leases* (“GASB No. 87”), which intends to better meet the information needs of financial statement users by improving accounting and financial reporting for leases by governments. GASB No. 87 increases the usefulness of governments’ financial statements by requiring recognition of certain lease assets and liabilities for leases that previously were classified as operating leases and recognized as inflows of resources or outflows of resources based on the payment provisions of the contract. The statement establishes a single model for lease accounting based on the foundational principle that leases are financings of the right to use an underlying asset. Under this statement, a lessee is required to recognize a lease liability and an intangible right-to-use lease asset, and a lessor is required to recognize a lease receivable and a deferred inflow of resources, thereby enhancing the relevance and consistency of information about governments’ leasing activities. GASB No. 95 extended the effective date for GASB No. 87 to reporting periods beginning July 1, 2021. The District is currently assessing the impact of this standard on the District’s consolidated financial statements.

The GASB also issued GASB Statement No. 89, *Accounting for Interest Cost Incurred Before the End of a Construction Period* (“GASB No. 89”). GASB No. 89 establishes accounting requirements for interest cost incurred before the end of a construction period. This statement requires that interest cost incurred before the end of a construction period be recognized as an expense in the period in which the cost is incurred for financial statements prepared using the economic resources measurement focus. As a result, interest cost incurred before the end of a construction period will not be included in the historical cost of a capital asset reported in a business-type activity or enterprise fund. GASB No. 95 extended the effective date for GASB No. 89 to reporting periods beginning July 1, 2021. The District is currently assessing the impact of this standard on the District’s consolidated financial statements.

The GASB also issued GASB Statement No. 91, *Conduit Debt Obligation* (“GASB No. 91”). GASB No. 91 provides a single method of reporting conduit debt obligations by issuers and eliminate diversity in practice associated with (1) commitments extended by issuers, (2) arrangements associated with conduit debt obligations, and (3) related note disclosures. This Statement achieves those objectives by clarifying the existing definition of a conduit debt obligation; establishing that a conduit debt obligation is not a liability of the issuer; establishing standards for accounting and financial reporting of additional commitments and voluntary commitments extended by issuers and arrangements associated with conduit debt obligations; and improving required note disclosures. GASB No. 95 extended the effective date for GASB No. 91 to reporting periods beginning July 1, 2022. The District is currently assessing the impact of this standard on the District’s consolidated financial statements.

**Kaweah Delta Health Care District**  
**Notes to Consolidated Financial Statements**

The GASB also issued Statement No. 93, *Replacement of Interbank Offered Rates* (“GASB No. 93”). GASB No. 93 establishes accounting and reporting requirements related to the replacement of Interbank Offered Rates such as the London Interbank Offered Rate (“LIBOR”) for hedging derivative instruments. As a result of global reference rate reform, LIBOR is expected to cease to exist in its current form after December 31, 2021. The requirements of this statement, except for paragraphs 11b, 13, and 14, are effective for reporting periods beginning after June 15, 2020. The requirement in paragraph 11b is effective for reporting periods ending after December 31, 2021. GASB No. 95 extended the effective date for paragraphs 13 and 14 to fiscal years beginning after June 15, 2021. The District is currently assessing the impact of this standard on the District’s consolidated financial statements.

**NOTE 2 – NONCURRENT CASH AND INVESTMENTS**

Noncurrent cash and investments required for obligations classified as current liabilities are reported as current assets. The composition of noncurrent cash and investments at June 30 were as follows (in thousands):

	2021	2020
Board designated assets:		
Cash and cash equivalents	\$ 162,561	\$ 152,780
U.S. Treasury obligations	66,474	66,899
Federal agency obligations	23,011	19,821
Municipal obligations	25,611	18,178
Corporate obligations	45,187	54,670
Equity securities	11,209	8,554
Mutual funds	1,456	1,328
Asset and mortgage-backed securities	17,764	19,724
Supranational Agency	2,798	2,768
Alternative investments	1,023	788
Interest receivable	598	1,034
Current portion	(7,759)	(7,759)
	\$ 349,933	\$ 338,785
	2021	2020
Bond assets held in trust:		
Cash and cash equivalents	\$ 26,893	\$ 40,921
Interest receivable	1	53
Current portion	(4,623)	(4,882)
	\$ 22,271	\$ 36,092

**Kaweah Delta Health Care District**  
**Notes to Consolidated Financial Statements**

	2021	2020
Assets in self-insurance trust fund:		
Cash and cash equivalents	\$ 15	\$ 7
U.S. Treasury obligations	2,748	3,009
Federal agency obligations	157	409
Municipal obligations	-	269
Corporate obligations	452	985
Asset and mortgage-backed securities	-	338
Interest receivable	13	22
Current portion	(1,312)	(1,312)
	\$ 2,073	\$ 3,727

**NOTE 3 – FAIR VALUE OF ASSETS AND LIABILITIES**

Fair value is defined as the price that would be received to sell an asset or paid to transfer a liability in an orderly transaction between market participants at the measurement date. A fair value hierarchy requires an entity to maximize the use of observable inputs and minimize the use of unobservable inputs when measuring fair value.

The three levels of inputs that may be used to measure fair value within the fair value hierarchy are:

**Level 1** – Quoted prices in active markets for identical assets or liabilities.

**Level 2** – Observable inputs other than Level 1 prices, such as quoted prices for similar assets or liabilities; quoted prices in markets that are not active; or other inputs that are observable or can be corroborated by observable market data for substantially the full term of the assets or liabilities.

**Level 3** – Unobservable inputs that are supported by little or no market activity and that are significant to the fair value of the assets or liabilities.

Where quoted market prices are available in an active market, securities are classified within Level 1 of the valuation hierarchy. If quoted market prices are not available, then fair values are estimated by using pricing models, quoted prices of securities with similar characteristics, or discounted cash flows.



## Kaweah Delta Health Care District Notes to Consolidated Financial Statements

The following tables present the fair value measurements of assets recognized in the accompanying consolidated statements of net position reported at fair value on a recurring basis and the level within the fair value hierarchy in which the fair value measurements fall (in thousands):

Description	June 30, 2021			Investments Held at Net Asset	Balance
	Level 1	Level 2	Level 3	Value	
Cash and cash equivalents	\$ 181,170	\$ -	\$ -	\$ -	\$ 181,170
U.S. Treasury obligations	69,222	-	-	-	69,222
Federal agency obligations	-	23,169	-	-	23,169
Municipal obligations	-	25,611	-	-	25,611
Corporate obligations	-	45,639	-	-	45,639
Asset and mortgage-backed securities	-	17,764	-	-	17,764
Supranational Agency	-	2,798	-	-	2,798
Other Foundation assets	12,665	-	-	1,023	13,688
	<u>\$ 263,057</u>	<u>\$ 114,981</u>	<u>\$ -</u>	<u>\$ 1,023</u>	<u>\$ 379,061</u>

Description	June 30, 2020			Investments Held at Net Asset	Balance
	Level 1	Level 2	Level 3	Value	
Cash and cash equivalents	\$ 185,017	\$ -	\$ -	\$ -	\$ 185,017
U.S. Treasury obligations	69,907	-	-	-	69,907
Federal agency obligations	-	20,230	-	-	20,230
Municipal obligations	-	18,447	-	-	18,447
Corporate obligations	-	55,655	-	-	55,655
Asset and mortgage-backed securities	-	20,062	-	-	20,062
Supranational Agency	-	2,768	-	-	2,768
Other Foundation assets	9,882	-	-	788	10,670
	<u>\$ 264,806</u>	<u>\$ 117,162</u>	<u>\$ -</u>	<u>\$ 788</u>	<u>\$ 382,756</u>

### NOTE 4 – BANK DEPOSITS

At June 30, 2021 and 2020, the District had bank balances totaling \$38.3 million and \$20.4 million, respectively, which approximate book balances. Of these balances, \$6.4 million and \$7.0 million were insured by the Federal Deposit Insurance Corporation at June 30, 2021 and 2020, respectively, and the remainder was collateralized. The California Government Code (the “Code”) requires financial institutions to secure the District’s deposits, in excess of insured amounts, by pledging government securities as collateral. The fair value of pledged securities must equal at least 110% of the District’s deposits.

**Kaweah Delta Health Care District**  
**Notes to Consolidated Financial Statements**

**NOTE 5 – INVESTMENTS**

GASB Statement No. 40, *Deposit and Investment Risk Disclosures*, requires the District to disclose its deposit and investment policies related to investments with credit risk or deposits with custodial credit risk, the credit ratings and maturities of its investments (other than U.S. government obligations or obligations guaranteed by the U.S. government), and additional disclosures related to uninsured deposits. A summary of scheduled maturities by investment type at June 30, 2021, follows (in thousands):

	Investment Maturities (in Years)			
	Fair Value	Less than 1	1–5	More than 5
U.S. Treasury obligations	\$ 69,222	\$ 137	\$ 68,988	\$ 97
Federal agency obligations	23,169	17	23,110	42
Corporate obligations	45,640	4,134	41,407	99
Municipal obligations	25,611	765	24,846	-
Asset and mortgage-backed securities	17,764	2,555	15,209	-
Supranational Agency	2,798	-	2,798	-
Local Agency Investment Funds	87,916	87,916	-	-
CAMP	79,900	79,900	-	-
Money market funds	13,353	13,353	-	-
	<u>365,373</u>	<u>\$ 188,777</u>	<u>\$ 176,358</u>	<u>\$ 238</u>
Equity securities	11,209			
Alternative investments	1,023			
Mutual funds	1,456			
	<u>\$ 379,061</u>			

## Kaweah Delta Health Care District Notes to Consolidated Financial Statements

A summary of scheduled maturities by investment type at June 30, 2020, follows (in thousands):

	Investment Maturities (in Years)			
	Fair Value	Less than 1	1–5	More than 5
U.S. Treasury obligations	\$ 69,907	\$ 4	\$ 69,728	\$ 175
Federal agency obligations	20,230	10	20,164	56
Corporate obligations	55,655	14,662	40,966	27
Municipal obligations	18,447	3,230	15,217	-
Asset and mortgage-backed securities	20,062	92	19,970	-
Supranational Agency	2,768	-	2,768	-
Local Agency Investment Funds	87,444	87,444	-	-
CAMP	84,985	84,985	-	-
Money market funds	12,588	12,588	-	-
	372,086	\$ 203,015	\$ 168,813	\$ 258
Equity securities	8,554			
Alternative investments	788			
Mutual funds	1,328			
	\$ 382,756			

Investment activities of the District are governed by sections of the Code, which specify the authorized investments that may be made by the District. The District's investment policy (the "Policy") requires that all investing activities of the District comply with the Code and also sets forth certain additional restrictions that exceed those imposed by the Code. The Foundation is governed by the Internal Revenue Code; therefore, its investment activities are not subject to the same requirements as the District.

Interest rate risk is the risk that changes in interest rates will adversely affect the fair value of an investment. Investments held for longer periods are subject to increased risk of adverse interest rate changes. The District's investment policy provides that no investment shall be made in any security having a term remaining to maturity exceeding five years at the time of investment. The Foundation's Policy allows for longer-term investments.

## Kaweah Delta Health Care District Notes to Consolidated Financial Statements

Credit risk is the risk that an issuer or other counterparty to an investment will not fulfill its obligations. The Policy requires that, to be eligible for investment, corporate notes shall be rated “A,” or its equivalent, or better by a nationally-recognized rating service at the time of purchase. The Policy also limits investment in collateralized mortgage obligations to obligations rated “AA,” or its equivalent, or better. All of the District’s investments in corporate obligations and collateralized mortgage obligations met these requirements as of June 30, 2021. The Policy allows for investments in LAIF up to the maximum amount allowed by the state of California. The investment in LAIF is sufficiently liquid to permit withdrawal of cash at any time without prior notice or penalty. The state of California Treasurer’s office has regulatory oversight of LAIF. The Policy includes no limitations or restrictions related to investments in United States Treasury or federal agency obligations. The Policy also allows for investment in shares of beneficial interest issued by a joint power authority (“JPA”) organized pursuant to the Code that invests in the securities and obligations authorized under the Code. The Code requires that the JPA issuing the shares shall have retained an investment adviser with appropriate size and experience as outlined in the Code. The District is a participant in two JPA programs, including the Investment Trust of California, commonly known as CalTRUST, and the California Asset Management Program, commonly known as CAMP, for the purpose of pooling local agency assets for investing. Participation in the JPA programs is open to any public agency in California. Both JPA programs are governed by a Board of Trustees (“Trustees”), all of whom are experienced investment officers or employees of the public agency members. The Trustees are responsible for setting the overall policies and procedures for and for overall administration of the JPA. CalTRUST is measured at net asset value (“NAV”), which is calculated daily. The CAMP pool is managed to maintain a dollar-weighted portfolio maturity of 60 days or less and seeks to maintain a constant NAV of one dollar per share.

Concentration of credit risk is the risk of loss attributed to the magnitude of the District’s investment in a single issuer. The market value of LAIF investments represented 23.2% and 22.8% of the District’s total investment market value at June 30, 2021 and 2020, respectively. The market value of CAMP investments represented 21.1% and 22.2% at June 30, 2021 and 2020, respectively.

### NOTE 6 – CAPITAL ASSETS

A summary of changes in capital assets during 2021 is as follows (in thousands):

	Beginning Balance 2020	Additions	Deletions	Transfers	Ending Balance 2021
Land	\$ 17,542	\$ -	\$ -	\$ -	\$ 17,542
Buildings and improvements	378,313	282	-	5,804	384,399
Equipment	299,378	17,372	(353)	239	316,636
Construction in progress	38,837	20,319	-	(6,043)	53,113
Property under capital leases	1,568	-	(913)	-	655
	<u>735,638</u>	<u>37,973</u>	<u>(1,266)</u>	<u>-</u>	<u>772,345</u>
Accumulated depreciation and amortization	<u>397,239</u>	<u>31,553</u>	<u>(1,206)</u>	<u>-</u>	<u>427,586</u>
	<u>\$ 338,399</u>	<u>\$ 6,420</u>	<u>\$ (60)</u>	<u>\$ -</u>	<u>\$ 344,759</u>

## Kaweah Delta Health Care District Notes to Consolidated Financial Statements

A summary of changes in capital assets during 2020 is as follows (in thousands):

	Beginning Balance 2019	Additions	Deletions	Transfers	Ending Balance 2020
Land	\$ 16,137	\$ 1,405	\$ -	\$ -	\$ 17,542
Buildings and improvements	356,887	612	(9)	20,823	378,313
Equipment	275,513	11,657	(5,500)	17,708	299,378
Construction in progress	42,299	18,681	-	(22,143)	38,837
Property under capital leases	17,699	257	-	(16,388)	1,568
	708,535	32,612	(5,509)	-	735,638
Accumulated depreciation and amortization	372,176	30,481	(5,418)	-	397,239
	<u>\$ 336,359</u>	<u>\$ 2,131</u>	<u>\$ (91)</u>	<u>\$ -</u>	<u>\$ 338,399</u>

### NOTE 7 – HEALTH-RELATED INVESTMENTS

The following table summarizes the District's health-related investments recorded on the equity method at June 30 (in thousands):

	2021	2020
Cypress Company, LLC	\$ 732	\$ 734
Sequoia Surgery Center, LLC	890	817
Northwest Visalia Senior Housing, LLC	1,613	3,422
Sequoia Integrated Health Plan, LLC	1,004	937
202 West Willow, LLC	928	930
Visalia Kidney Center	49	48
	<u>\$ 5,216</u>	<u>\$ 6,888</u>

**Investment in Cypress Company, LLC ("CyCo")** – In August 2010, Cypress Surgery Center formed CyCo, a real estate holding company organized as a California limited liability company, and transferred all of its real property and associated real estate debt, along with certain other assets and liabilities, to CyCo. The District holds a 40% investment in CyCo.

## Kaweah Delta Health Care District Notes to Consolidated Financial Statements

---

**Investment in Sequoia Surgery Center, LLC (formerly Cypress Surgery Center)** – At June 30, 2017, the District held a 31% investment in a free-standing ambulatory surgery center located within the District. In August 2010, Cypress Surgery Center completed a “merger” with the Center for Ambulatory Medicine and Surgery (“CAMS”), a local ambulatory surgery center, and changed its legal name to Sequoia Surgery Center, LLC, as well as its organizational structure from a California limited partnership to a California limited liability company. To effect the merger, Cypress Surgery Center acquired 100% of the assets and outstanding ownership interests of CAMS in exchange for approximately 52% ownership in Cypress Surgery Center (now Sequoia Surgery Center, LLC). As a result of this acquisition, the District’s ownership interest in Sequoia Surgery Center, LLC, was diluted from 64.9% to approximately 31%. Sequoia Surgery Center, LLC, leases its ambulatory surgery center facility from CyCo.

**Investment in Northwest Visalia Senior Housing, LLC** – In January 2017, the District made its initial capital contribution to establish its investment in a joint venture company. Northwest Visalia Senior Housing, LLC, was formed in furtherance of the members’ elder care mission and to put into practice innovative approaches to care of the elderly, simultaneously addressing the housing and health care needs of the elderly. This will be accomplished in part by constructing, developing, owning, maintaining, and operating a full service assisted living retirement facility in Visalia, California. Northwest Visalia Senior Housing, LLC, is owned 33.33% by the District, 33.33% by Shannon Senior Care, LLC, 20% by BTV Senior Housing, LLC, and 13.34% by Millennium Advisors, Inc. The District has recorded its interest in the joint venture based upon its initial capital contributions.

**Investment in Sequoia Integrated Health, LLC** – In August 2016, the District made its initial capital contribution to establish its investment in a joint venture company formed in furtherance of the members’ common purpose to better serve and coordinate health care services for the communities of Tulare and Kings Counties, and to own and operate an integrated delivery network in California and activities incident thereto. Sequoia Integrated Health, LLC, is owned 50% by the District, 25% by Key Medical Group, Inc., and 25% by Foundation for Medical Care of Tulare and Kings Counties, Inc. The District has recorded its interest in the joint venture based upon its initial capital contributions.

**Investment in Quail Park Retirement Village, LLC** – The District holds an investment in a joint venture company that operates an assisted living facility in Visalia, California. The joint venture company, Quail Park Retirement Village, LLC, is owned 44% by the District and 56% by Living Care Visalia, LLC, and its affiliated investors. Under the terms of the joint venture agreement, the District has an option to purchase an additional 5% of Living Care Visalia, LLC’s equity interest at fair market value determined at the time of sale. Distributions have exceeded initial capital contributions resulting in a deficit equity position for Quail Park Retirement Village, LLC. The District has recorded its interest in the joint venture company at \$0 in accordance with U.S. Generally Accepted Accounting Principles (“U.S. GAAP”) as the District is not liable for obligations of the joint venture company.

**Investment in Laurel Court at Quail Park, LLC** – In June 2011, the District made its initial capital contribution to establish its investment in a joint venture company formed to construct, develop, own, maintain, and operate a full service memory care retirement facility in Visalia, California. The joint venture company, Laurel Court at Quail Park, LLC, is owned 44% by the District and 56% by Living Care Visalia, LLC. Distributions have exceeded initial capital contributions resulting in a deficit equity position for Laurel Court at Quail Park, LLC. The District has recorded its interest in the joint venture company at \$0 in accordance with U.S. GAAP as the District is not liable for obligations of the joint venture company.

**Kaweah Delta Health Care District**  
**Notes to Consolidated Financial Statements**

**Investment in 202 West Willow, LLC** – The District received a donation of 3,000 shares in a California limited liability company that owns and rents a 32,293 square foot medical building. The District recorded the investment based upon its allocated capital account balance at the time of the contribution. 202 West Willow, LLC, is owned 30% by the District, 37% by The Malli Family Trust, 15% by the Johnson Family Revocable Trust, 10% by the Kneeland Family Revocable Trust, 5% by the Spade Family Revocable Trust, and 3% by the May Family Revocable Trust.

Income or loss from equity method investments is included in other revenues in the corresponding consolidated statement of revenues, expenses, and changes in net position.

**NOTE 8 – CAPITAL LEASES**

The District and KHMG have entered into various capital leases to purchase medical equipment.

Future minimum payments, by year and in the aggregate, for all capital leases consist of the following at June 30, 2021 (in thousands):

<u>Year Ending June 30,</u>		
2022	\$	105
2023		57
2024		57
2025		15
		<hr/>
Future minimum lease payments		234
Less: amount representing interest		14
		<hr/>
Present value of minimum lease payments		220
Less: current portion		97
		<hr/>
	\$	<u>123</u>

Capital assets include the following amounts that have been initially or are currently capitalized under the leases at June 30 (in thousands):

	<u>2021</u>	<u>2020</u>
Equipment	\$ 655	\$ 1,568
Less: accumulated depreciation	<u>417</u>	<u>1,179</u>
	<u>\$ 238</u>	<u>\$ 389</u>

## Kaweah Delta Health Care District Notes to Consolidated Financial Statements

A summary of changes in capital lease obligations during 2021 and 2020, is as follows (in thousands):

	Beginning Balance 2021	Additions	Payments	Ending Balance 2021
Capitalized lease obligations	\$ 384	\$ -	\$ 164	\$ 220
	Beginning Balance 2020	Additions	Payments	Ending Balance 2020
Capitalized lease obligations	\$ 2,141	\$ 293	\$ 2,050	\$ 384

### NOTE 9 – BONDS PAYABLE

During July 2012, the District issued \$75.8 million of Kaweah Delta Health Care District Revenue Bonds, Series 2012. The 2012 revenue bonds bear interest at rates of 2.0% to 5.0%. Approximately \$9.8 million of the net proceeds of the bonds were used by the District to expand its ambulatory surgery services, to complete capital improvements related to the graduate medical education program, and for other infrastructure improvements. Approximately \$68.0 million of the net proceeds was used to prepay existing debt, including the 1999A, 2003B, and 2004 revenue bonds.

The 2012 revenue bonds maturing on or after June 1, 2017, are subject to redemption at the option of the District prior to their respective stated maturities at amounts ranging from 100% to 102% of face value. The 2012 revenue bonds require the District to make minimum sinking fund payments beginning in June 2036. In December 2017, \$46 million of the outstanding 2012 bonds were refunded as discussed below.

During January 2014, the District issued \$48.9 million of Kaweah Delta Health Care District General Obligation Refunding Bonds, Series 2014, at rates of 3.6% to 4.1%, solely to advance refund \$47.3 million of the outstanding 2004 General Obligation bonds, bearing interest rates of 5.0% to 5.5%. Mandatory sinking fund redemption payments on the bonds began on August 1, 2015. The final maturity of the bonds is August 1, 2034. The advance refunding of the 2004 bonds resulted in decreased debt service payments of approximately \$6.3 million over the next 21 years, and an economic gain (difference between the present value of the debt service payments on the old and new debt) of approximately \$4.3 million.

The general obligation bonds represent the general obligation of the District. The District has the power and is obligated to cause annual ad valorem taxes to be levied upon all property within the District, subject to taxation by the District, and collected by the County for payment, when due, of the principal and interest on the bonds.



## Kaweah Delta Health Care District Notes to Consolidated Financial Statements

---

During October 2015, the District issued \$19.4 million of Kaweah Delta Health Care District Revenue Bonds, Series 2015A. The 2015A revenue bonds bear interest at a rate of 2.975%. The net proceeds were used to prepay existing debt, including a portion of the 2006 and 2011B revenue bonds as well as the outstanding amount of the 2003A and 2011A revenue bonds. The 2015A revenue bonds maturing on or after June 1, 2025, are subject to redemption at the option of the District prior to their respective stated maturities at a price equal to the principal amount of the bonds, without premium. The current refunding of the 2003A and 2006 bonds and the advanced refunding of the 2011A and 2011B bonds resulted in decreased debt service payments of approximately \$3.9 million over the next 18 years, and an economic gain (difference between the present value of the debt service payments on the old and new debt) of approximately \$3.0 million.

During December 2015, the District issued \$98.4 million of Kaweah Delta Health Care District Revenue Bonds, Series 2015B. The 2015B revenue bonds bear interest rates of 3.25% to 5.0%. The net proceeds were for the acquisition, construction, installation, and equipping of the second, fifth, and sixth floors of the Kaweah Delta Medical Center's Acequia Wing, expansion and improvement of the emergency department, expansion of outpatient endoscopy services, acquisition and implementation of a new information technology platform (Cerner), acquisition and construction of a new urgent care center, improvements to the Exeter Health Clinic campus, and other projects. The 2015B revenue bonds maturing on or after June 1, 2025, are subject to redemption at the option of the District prior to their respective stated maturities at a price equal to the principal amount of the bonds, without premium.

During April 2017, the District issued \$13.7 million Series 2017A and \$20 million Series 2017B of Kaweah Delta Health Care District Revenue Bonds. Both the 2017A and the 2017B revenue bonds bear interest at a rate of 3.24%. The net proceeds were used to prepay existing debt, including the remaining outstanding amounts of the 2006 and 2011B revenue bonds. The 2017A and 2017B revenue bonds maturing on or after June 1, 2029, are subject to redemption at the option of the District prior to their respective stated maturities at a price equal to the principal amount of the bonds, without premium. The current refunding of the 2006 and 2011B bonds resulted in decreased debt service payments of approximately \$8.0 million over the next 17 years and an economic gain (difference between the present value of the debt service payments on the old and new debt) of approximately \$4.3 million.

During December 2017, the District issued \$59.5 million Series 2017C of Kaweah Delta Health Care District Revenue Bonds. The 2017C revenue bonds bear interest at a rate of 2.71%. The net proceeds were used to refund \$46.0 million of the 2012 revenue bonds and to prepay the remaining 2011 Siemens lease obligation. The 2017C revenue bonds maturing on or after June 1, 2028, are subject to redemption at the option of the District prior to their respective stated maturities at a price equal to the principal amount of the bonds, without premium. The advance refunding of the 2012 revenue bonds and lease obligations resulted in decreased debt service payments of approximately \$8.6 million over the next 24 years and an economic gain (difference between the present value of the debt service payments on the old and new debt) of approximately \$5.9 million.

## Kaweah Delta Health Care District Notes to Consolidated Financial Statements

During January 2020, the District issued \$6.8 million Series 2020A and \$8.2 million Series 2020B of Kaweah Delta Health Care District Revenue Bonds. Both the 2020A and the 2020B revenue bonds bear interest at a rate of 2.37%. The net proceeds were used to fund capital projects and equipment. The 2020A and 2020B revenue bonds maturing on or after June 1, 2020 to May 31, 2025, are subject to redemption at the option of the District prior to their respective stated maturities at a price equal to 102% of the principal amount of the bonds. The 2020A and 2020B revenue bonds maturing on or after June 1, 2025 to May 31, 2030, are subject to redemption at the option of the District prior to their respective stated maturities at a price equal to 101% of the principal amount of the bonds. The 2020A and 2020B revenue bonds maturing on or after June 1, 2030, are subject to redemption at the option of the District prior to their respective stated maturities at a price equal to the principal amount of the bonds, without premium.

Principal and interest payments due on the revenue and general obligation bonds over the next five years, and in five-year increments thereafter, calculated at the interest rate in effect at June 30, 2021, are as follows (in thousands):

<u>Year Ending June 30,</u>	<u>Principal</u>	<u>Interest</u>
2022	\$ 11,027	\$ 9,179
2023	11,549	8,769
2024	11,952	8,433
2025	12,382	8,084
2026	12,834	7,713
2027–2031	71,482	32,447
2032–2036	45,796	21,976
2037–2041	39,535	14,143
2042–2046	42,665	4,433
	259,222	\$ 115,177
Unamortized premium	2,480	
	261,702	
Less: current portion	11,027	
	\$ 250,675	

The bond indenture agreements contain various restrictive covenants that include, among other things, minimum debt service coverage, maintenance of minimum liquidity, restrictions on certain additional indebtedness, and requirements to maintain certain financial ratios.

The District paid approximately \$9.6 million and \$9.7 million in interest in 2021 and 2020, respectively, on all debt, including revenue and general obligation bonds, capital leases, and notes payable. The District capitalized interest expense of approximately \$795,000 and \$1.9 million in 2021 and 2020, respectively.

**Kaweah Delta Health Care District**  
**Notes to Consolidated Financial Statements**

A summary of changes in bonds payable for the years ended June 30, is as follows (in thousands):

	Beginning Balance	Additions	Payments	Ending Balance
2021	\$ 269,705	\$ -	\$ 10,483	\$ 259,222
2020	\$ 262,098	\$ 15,000	\$ 7,393	\$ 269,705

**NOTE 10 – SELF-INSURED CLAIMS**

As discussed in Note 1, the District is self-insured for medical malpractice and general comprehensive liability, medical benefits, and workers' compensation, and discounts the medical malpractice and general comprehensive and workers' compensation liabilities using a 3.0% and 1.5% discount rate, respectively. The following is a summary of the changes in the self-insured plan liabilities for the years ended June 30 (in thousands):

	Beginning Balance	Additions	Payments	Ending Balance	Current Portion
2021	\$ 34,382	\$ 34,719	\$ 35,008	\$ 34,093	\$ 3,199
2020	\$ 31,403	\$ 35,028	\$ 32,049	\$ 34,382	\$ 3,756

**NOTE 11 – EMPLOYEES' RETIREMENT PLAN**

The Kaweah Delta Health Care District's Employees' Retirement Plan (the "Retirement Plan") is a single-employer defined benefit pension plan established to provide retirement benefits for District employees based on length of service and the average of the highest consecutive three years of earnings. The Retirement Plan is administered by a retirement plan committee appointed by the Board of the District. The Retirement Plan issues a separate financial report that includes financial statements and required supplemental information.

Employees were eligible to participate on the first day of a pay period following six months of service if hired prior to January 1, 2003, and elected not to participate in the salary deferral plan's matching contribution component. Employees hired on or after January 1, 2003, were not eligible to participate in the Retirement Plan. Employees' retirement benefits vested 100% after five years of completed service.

Effective June 30, 2011, the Retirement Plan was amended to suspend all accruals and otherwise freeze benefits under the plan.

The Retirement Plan complies with the Internal Revenue Code and Employee Retirement Income Security Act of 1974 ("ERISA") as they apply to governmental plans. As a government plan, the Retirement Plan is exempt from the annual minimum funding requirements of ERISA. The Retirement Plan's funding policy is to contribute an annual amount necessary to amortize any unfunded net pension liability over a 15-year period. The District contributed \$11.4 million to the plan in both 2021 and 2020.

## Kaweah Delta Health Care District Notes to Consolidated Financial Statements

Investment activities of the Retirement Plan are governed by sections of the California Government Code, which allow any type of prudent investment. The Plan's investment policy is intended to assist the Retirement Committee (the "Committee") in prudently evaluating investment options and establishing an allocation strategy for the assets of the Plan. The objective of the Committee is to ensure the security of all accrued benefits. The Committee's asset allocation strategy is predicated on meeting its objective with a desire to effectively manage funded status volatility and mitigate undue risk exposure, taking into consideration performance expectations, risk tolerance and volatility, liquidity, and the Plan's time horizon. An analysis of Plan liabilities, projected liquidity needs and assets is used to determine the Plan's long-term investment strategy. The Committee intends to utilize a range of investment alternatives to achieve the return and risk objectives of the Plan.

Concentration of credit risk is the risk of loss attributed to the magnitude of the Retirement Plan's investment in a single issuer. As of June 30, 2021, there were no investments held with a single corporate or government agency issuer that exceeded 5% of the Plan's total investments (excluding investments issued by the U.S. government and mutual funds that are exempt from reporting).

There were no other concentrations of investments at or exceeding 5% of the Retirement Plan's fiduciary net position (excluding investments issued by the U.S. government and mutual funds that are exempt from reporting).

Investments are measured at fair value on a recurring basis. Recurring fair value measurements are those that GASB require or permit in the statement of net position at the end of each reporting period. Fair value measurements are categorized based on the valuation inputs used to measure an asset's fair value: Level 1 inputs are quoted prices in active markets for identical assets; Level 2 inputs are significant other observable inputs; Level 3 inputs are significant unobservable inputs. The mutual funds are priced using a net asset value (NAV). The mutual funds may include several different underlying investments, including equities, bonds, real estate, and global securities. The NAV price is derived from the value of these investments, accrued income, anticipated cash flows (maturities), management fees, and other fund expenses. Certain investments within the fund may be deemed unobservable and not considered to be in an active market.

The following table presents the fair value measurements of financial instruments recognized by the Retirement Plan in the accompanying fiduciary statements of net position measured at fair value on a recurring basis and the level within the GASB No. 72 fair value hierarchy in which the fair value measurements fall at June 30 (in thousands):

	2021			Total
	Level 1	Level 2	Level 3	
Cash and cash equivalents	\$ 4,625	\$ -	\$ -	\$ 4,625
Fixed income investments	42,699	24,987	-	67,686
Equity securities	247,371	-	-	247,371
Total assets in the fair value hierarchy	<u>\$ 294,695</u>	<u>\$ 24,987</u>	<u>\$ -</u>	<u>\$ 319,682</u>

## Kaweah Delta Health Care District Notes to Consolidated Financial Statements

	2020			Total
	Level 1	Level 2	Level 3	
Cash and cash equivalents	\$ 5,818	\$ -	\$ -	\$ 5,818
Fixed income investments	26,515	21,163	-	47,678
Equity securities	162,743	-	-	162,743
Total assets in the fair value hierarchy	<u>\$ 195,076</u>	<u>\$ 21,163</u>	<u>\$ -</u>	216,239
Investments measured at NAV practical expedient Alternative investments				<u>34,200</u>
Total assets, at fair value				<u>\$ 250,439</u>

The Plan had investments in five alternative investment funds for the year ended June 30, 2020. The fair values of these investments have been determined using the net asset value per share or its equivalent. Each fund invests all of its assets through a master-feeder structure into master funds that have the same objectives as the feeder funds. The master funds invest with funds of hedge funds and other experienced portfolio managers or otherwise utilize the services of investment advisors or other investment managers employing a variety of trading styles or strategies. The objectives of the alternative investments are to generate consistent long-term capital appreciation with low volatility and little correlation with the equity and bond markets and to provide a partial inflation hedge with an attractive risk/return profile as compared to other products using a commodity index and investments in numerous futures markets.

The following table provides the fair value and redemption terms and restrictions for investments redeemable NAV at June 30 (in thousands), for the fiduciary funds investments:

	Fair value June 30, 2021	Fair value June 30, 2020	Unfunded Commitments	Redemption Frequency	Redemption Notice Period
Multi-strategy hedge fund	\$ -	\$ 6,084	\$ -	Quarterly	95 days
Diversified multi-portfolio fund	-	5,628	-	Quarterly	35 days
Merger arbitrage fund	-	9,352	-	Quarterly	95 days
Focused technology fund	-	8,024	-	Quarterly	65 days
Diversified futures hedge fund	-	5,112	-	Monthly	35 days
	<u>\$ -</u>	<u>\$ 34,200</u>	<u>\$ -</u>		

The District uses a measurement date of June 30 for each year presented. The actuarial valuation for fiscal years 2021 and 2020 is based on participant data as of June 30, 2020 and 2019, respectively. Update procedures were used to roll forward the total pension liability to the measurement date, including the mortality assumption change described below.

**Kaweah Delta Health Care District**  
**Notes to Consolidated Financial Statements**

Components of pension cost and deferred outflows and deferred inflows of resources under the requirements of GASB No. 68 are as follows for the years ended June 30 (in thousands):

	<u>2021</u>	<u>2020</u>
<b>PENSION COST</b>		
Service cost	\$ -	\$ -
Administrative expense	287	245
Interest	21,157	20,967
Expected return on assets, net of investment expenses	(18,556)	(18,987)
Recognition of deferred outflows	1,102	822
Recognition of deferred inflows	(10,505)	5,391
Total pension cost	<u>\$ (6,515)</u>	<u>\$ 8,438</u>
<b>DEFERRED OUTFLOWS OF RESOURCES</b>		
Established July 1		
Difference between expected and actual experience	\$ 2,855	\$ 840
Net difference in expected and actual earnings	-	4,454
Changes in assumptions	925	6,738
Deferred outflows of resources, beginning of year	<u>3,780</u>	<u>12,032</u>
<b>AMOUNT RECOGNIZED IN CURRENT YEAR PENSION COST</b>		
Established July 1		
Difference between expected and actual experience	1,525	956
Net difference in expected and actual earnings	-	1,501
Changes in assumptions	1,846	3,755
Amount recognized in current year	<u>3,371</u>	<u>6,212</u>
<b>CONTRIBUTIONS BETWEEN THE MEASUREMENT DATE AND FISCAL YEAR END RECOGNIZED AS DEFERRED OUTFLOW OF RESOURCES</b>		
Deferred outflows of resources, end of year	<u>\$ 409</u>	<u>\$ 5,820</u>

**Kaweah Delta Health Care District**  
**Notes to Consolidated Financial Statements**

	<u>2021</u>	<u>2020</u>
<b>DEFERRED INFLOWS OF RESOURCES</b>		
Established July 1		
Difference between expected and actual experience	\$ -	\$ -
Net difference in expected and actual earnings	(52,095)	-
Changes in assumptions	-	-
Deferred inflows of resources, beginning of year	<u>(52,095)</u>	<u>-</u>
<b>AMOUNT RECOGNIZED IN CURRENT YEAR PENSION COST</b>		
Established July 1		
Difference between expected and actual experience	-	-
Net difference in expected and actual earnings	(12,774)	-
Changes in assumptions	-	-
Amount recognized in current year	<u>(12,774)</u>	<u>-</u>
Deferred inflows of resources, end of year	<u>\$ (39,321)</u>	<u>\$ -</u>

Amounts reported as deferred outflows (inflows) of resources to be recognized in pension cost for future years (in thousands):

Year Ending June 30,

2022	\$ (10,479)
2023	(8,946)
2024	(8,477)
2025	(11,010)
	<u>\$ (38,912)</u>

Participant data for the plan is as follows for June 30:

	<u>2021</u>	<u>2020</u>
Active employees	650	697
Terminated vested	999	1,011
Retirees receiving benefits	<u>832</u>	<u>780</u>
Total participants	<u>2,481</u>	<u>2,488</u>

**Kaweah Delta Health Care District**  
**Notes to Consolidated Financial Statements**

The following table summarizes changes in net pension liability for the years ended June 30 (in thousands):

	2021	2020
<b>TOTAL PENSION LIABILITY</b>		
Service cost	\$ -	\$ -
Interest	21,157	20,967
Differences between expected and actual experience	2,972	(572)
Changes in assumptions	(2,059)	6,216
Benefit payments	(15,530)	(14,446)
<b>NET CHANGES IN TOTAL PENSION LIABILITY</b>	<b>6,540</b>	<b>12,165</b>
TOTAL PENSION LIABILITY, beginning of year	291,236	279,071
TOTAL PENSION LIABILITY, end of year	297,776	291,236
<b>PLAN FIDUCIARY NET POSITION</b>		
Employer contributions	11,400	11,400
Net investment income	73,603	6,328
Benefit payments	(15,527)	(14,448)
Administrative expenses	(287)	(244)
<b>NET CHANGES IN PLAN FIDUCIARY NET POSITION</b>	<b>69,189</b>	<b>3,036</b>
PLAN FIDUCIARY NET POSITION, beginning of year	250,858	247,822
PLAN FIDUCIARY NET POSITION, end of year	320,047	250,858
<b>NET PENSION (ASSET) LIABILITY, end of year</b>	<b>\$ (22,271)</b>	<b>\$ 40,378</b>
Plan fiduciary net position as percentage of total pension liability	107.48%	86.14%
Covered employee payroll	N/A	N/A
Net pension liability as percent of covered payroll	N/A	N/A



# Kaweah Delta Health Care District

## Notes to Consolidated Financial Statements

---

The following table summarizes the actuarial assumptions used to determine net pension liability and plan fiduciary net position as of June 30, 2021:

Valuation date	June 30, 2020
Actuarial cost method	Entry Age Normal
Amortization method	Level Dollar
Asset valuation method	Fair Value
Actuarial assumptions (including 2% inflation)	
Discount Rate	7.50%
Mortality	RP-2014 table, projected using MP-2020
Projected Salary Increases	N/A

The mortality assumptions are updated annually with the most recent tables published by the Society of Actuaries.

Sensitivity of Net Pension Liability at June 30, 2021, to changes in the Discount Rate (in thousands):

1% Decrease (6.50%)	\$9,682,116
Current Discount Rate (7.50%)	(\$22,272,931)
1% Increase (8.5%)	(\$49,180,157)

The District also administers a salary deferral plan (the "Salary Plan") available to substantially all full-time employees meeting certain service requirements. The Salary Plan qualifies under the Internal Revenue Code Section 401(k) and was established to provide supplemental retirement income for employees of the District. Under the Salary Plan, the District makes matching contributions to participants in accordance with an established schedule based upon each participant's years of service with the District. The District made matching contributions of \$9.0 million and \$8.7 million in 2021 and 2020, respectively. The District recognized pension expense of \$2.4 million and \$3.9 million related to the Salary Plan in 2021 and 2020, respectively. The liability related to the Salary Plan was \$2.4 million and \$9.0 million at June 30, 2021 and 2020, respectively. The Salary Plan does not meet the definition of a blended component unit or a fiduciary activity.

Employees are immediately vested in their own contributions and earnings on those contributions. Employees become vested in the District contributions and earnings on District contributions after completion of five years of service. Nonvested contributions are forfeited upon termination of employment and such forfeitures are used to offset future District contributions. For the years ended June 30, 2021 and 2020, forfeitures reduced the District's pension expense by \$0 and \$239,000, respectively.

The District offers its employees a deferred compensation plan (the "457 Plan") created in accordance with Internal Revenue Code Section 457. The 457 Plan, available to all District employees with at least one year of service, permits them to defer a portion of their salary until future years. The deferred compensation is not available to employees until termination, retirement, death, or certain emergency situations. The 457 Plan does not meet the definition of a blended component unit or a fiduciary activity.

**NOTE 12 – COMMITMENTS**

At June 30, 2021, the District has projects in progress to construct, improve, and equip various routine, ancillary, and support services. Major projects in progress include an expansion of the emergency department, and various improvement projects to existing facilities. Total costs expended as of June 30, 2021, related to these projects and others are approximately \$53.0 million. The total estimated cost of these projects at completion is approximately \$64.1 million, of which approximately \$56.5 million has been expended or contractually obligated. Funding for the projects is expected to include a combination of revenue bond funds, operating cash flows, community donations, and funded reserves.

The District has entered into various physician income guarantees whereby, pursuant to the terms in the agreement, the District has extended income guarantees to certain doctors in exchange for the doctors maintaining a medical practice in the District's service area. Payments under the guarantees are expected to be forgiven over a two- to three-year period, should the physician remain in practice in the community. If a doctor terminates his medical practice in the community prior to the completion of the term, the remaining balance under the guarantee is immediately due and payable. The District records expenses under these guarantees as payments are made to physicians. Accounts receivable are recorded when defaults under the agreements occur and are evaluated for collectability.

**NOTE 13 – CONTINGENCIES**

Malpractice, workers' compensation, and comprehensive general liability claims have been asserted against the District by various claimants. The claims are in various stages of processing and some may ultimately be brought to trial. There are also known incidents that have occurred through June 30, 2021, that may result in the assertion of additional claims. District management has accrued their best estimate of these contingent losses.

The health care industry is subject to numerous laws and regulations of federal, state, and local governments. Compliance with these laws and regulations can be subject to government review and interpretation, as well as regulatory actions unknown and unasserted at this time. Over the last several years, government activity has increased with respect to investigations and allegations concerning possible violations of regulations by health care providers, which could result in the imposition of significant fines and penalties as well as significant repayment of previously billed and collected revenue for patient services. Management believes that the District is in substantial compliance with current laws and regulations and that any potential liability arising from compliance issues have been properly reflected in the District's consolidated financial statements or are not considered to be material to the District's financial position and results of operations as of and for the year ended June 30, 2021 and 2020.

As disclosed in Note 1, the Medicare and Medi-Cal government reimbursement programs account for a substantial amount of the District's net patient services revenue. Expenditure reduction efforts and budget concerns within the United States, and California legislature continue to create uncertainty over the volume of future health care funding. It is at least reasonably possible that future reimbursements for patient services under these programs could be negatively impacted.

# Kaweah Delta Health Care District

## Notes to Consolidated Financial Statements

---

### NOTE 14 – INTERGOVERNMENTAL AND DIRECT GRANT SUPPLEMENTAL PAYMENT PROGRAMS

The District participates in various supplemental payment programs administered by the State of California including intergovernmental transfer and direct grant funding mechanisms. A summary of these programs is as follows:

*Quality Assurance Fee Managed Care Medi-Cal Payment Program* – The District receives payments under the Quality Assurance Fee (“QAF”) Managed Care Medi-Cal payment program. The California Hospital Fee Program (the “Program”) was signed into law by the Governor of California and became effective on April 1, 2009. The Program is ongoing but requires an extension or revision of the methodology approved by CMS periodically. The Program required a “hospital fee” or “QAF” to be paid by certain hospitals to a state fund established to accumulate the assessed QAF and receive matching federal funds. QAF and corresponding matching federal funds are then paid to participating hospitals in two supplemental payment methodologies: a fee-for-service methodology and a managed care plan methodology.

In the 2009-10 Program, the District, as a nondesignated public hospital (“NDPH”) in California, was not subject to the QAF assessment according to the legislation, but rather received net supplemental payments. The Program evolved in 2010 through 2014, with District hospitals participating in a variety of ways. Legislation for the Program that ran from January 1, 2014 through December 31, 2016 (“SB239”), allowed for direct grant funding for rural District hospitals and additional funding available in the form of Intergovernmental Transfer (“IGT”) payments offered for a match of funding. Passage of Proposition 52 in November 2016, made SB239 permanent and allowed for the creation of the HQAF V program that provides for direct grants for District hospitals as well as IGT-generated funding. The HQAF V program runs from January 1, 2017 through December 31, 2019. The HQAF VI program runs from January 1, 2019 through December 31, 2020. In fiscal years 2021 and 2020, the District recognized QAF program related net patient services revenue of \$14.6 million and \$20.8 million, respectively.

*NDPH IGT Program* – The District also receives AB113 IGT fee-for-service (“FFS”) Medi-Cal Inpatient payments. Legislation in March 2011 (“SB 90”) extended the QAF Program for the period from January 1, 2011, through June 30, 2011; however, the extension under SB 90 included only private hospitals and thus excluded the District related to the FFS portion of the QAF Program. As an alternative, the NDPH IGT Program was established under AB 113 in 2011 to allow NDPH facilities to access additional federal funds. Under this legislation, the District recognized net patient services revenue of a \$10.1 million increase and a \$3.7 million decrease related to this program for the years ended June 30, 2021 and 2020, respectively.

*Rate Range IGT Program* – The District receives “Rate Range” IGT managed Medi-Cal payments. Federal rules allow that NDPH facilities may access managed care rate range room as determined by negotiations with Medi-Cal managed care plans. As defined by law, rate range room is the difference between the amount that the State pays the managed care plans, referred to as a “lower bound” rate, and the maximum allowed, or the “upper bound” rate. This difference, or rate range, is then available through supplemental IGT payments to public entities that participate in the program in each county. The District recognized net patient services revenue of \$17.2 million and \$17.8 million related to this program in fiscal years 2021 and 2020, respectively.

## Kaweah Delta Health Care District Notes to Consolidated Financial Statements

---

*Public Hospital Redesign and Incentives in Medi-Cal Program* – The Public Hospital Redesign and Incentives in Medi-Cal (“PRIME”) program was approved as a part of the Medi-Cal 2020 Section 1115 demonstration waiver. The program participants include both designated public hospitals and district and municipal public hospitals. PRIME supported activities encourage participants to improve the manner in which care is delivered in order to maximize health care value and also to position participants to successfully transition managed care payments to alternative payment methodologies. The District’s participation in the program in 2016, its initial year of participation, and 2017 included creating the five-year implementation plan, completing related process measures, and developing PRIME project infrastructure. Participation in 2018 included submission of baseline data, and participation in 2018 and 2019 included the measurement and achievement of quality improvement metrics. The State of California’s share of the Medi-Cal funding for the PRIME program is furnished by IGT’s from the participants. The District recognized other operating revenue of \$10.7 million and \$16.2 million related to the PRIME program in fiscal years 2021 and 2020, respectively.

*Provider relief funds* – The District received approximately \$32.5 million and \$15.0 million in related grants in fiscal year 2021 and fiscal year 2020, respectively. The District was required to and did timely sign attestations agreeing to the terms and conditions of payment. Those terms and conditions include measures to prevent fraud and misuse. Documentation is required to ensure that these funds are used for health care related expenses or lost revenue attributable to the coronavirus, limitations of out of pocket payments from certain patients, and the acceptance of several other reporting and compliance requirements. It is noted that anti-fraud monitoring and auditing will be performed by HHS and the Office of the Inspector General. For the years ended June 30, 2021 and 2020, the District has determined it met the terms and conditions of the CARES Act, and has recorded grant revenue \$32.5 million and \$15.0 million, respectively, of the Provider Relief Fund in nonoperating revenues in the consolidated statements of revenues, expenses, and changes in net position. Refunding of amounts received may be required by the CARES Act if a receiving entity is unable to quantify the financial losses intended to be covered by funding. The District continues to reconcile and analyze its health care related expenses and lost revenue based on known reporting guidance.

### **NOTE 15 – SUBSEQUENT EVENTS**

Subsequent events are events or transactions that occur after the consolidated statement of net position date but before the consolidated financial statements are issued. The District recognizes in the consolidated financial statements the effects of all subsequent events that provide additional evidence about conditions that existed at the date of the consolidated statement of net position, including the estimates inherent in the process of preparing the consolidated financial statements. The District’s consolidated financial statements do not recognize subsequent events that provide evidence about conditions that did not exist at the date of the consolidated statement of net position but arose after the consolidated statement of net position date and before the consolidated financial statements are issued.

## **Supplemental Pension Information**

---

FINAL DRAFT

## Kaweah Delta Health Care District Supplemental Pension Information

The following table summarizes the number of total plan participants at June 30:

	<u>2021</u>	<u>2020</u>
Active employees	650	697
Terminated vested	999	1,011
Retirees receiving benefits	<u>832</u>	<u>780</u>
Total participants	<u><u>2,481</u></u>	<u><u>2,488</u></u>

The following table summarizes changes in net pension liability for the years ended June 30, 2021 and 2020 (in thousands):

	<u>2021</u>	<u>2020</u>
<b>TOTAL PENSION LIABILITY</b>		
Service cost	\$ -	\$ -
Interest	21,157	20,967
Differences between expected and actual experience	2,972	(572)
Changes in assumptions	(2,059)	6,216
Benefit payments	<u>(15,530)</u>	<u>(14,446)</u>
<b>NET CHANGES IN TOTAL PENSION LIABILITY</b>	6,540	12,165
<b>TOTAL PENSION LIABILITY, beginning of year</b>	<u>291,236</u>	<u>279,071</u>
<b>TOTAL PENSION LIABILITY, end of year</b>	297,776	291,236
<b>PLAN FIDUCIARY NET POSITION</b>		
Employer contributions	11,400	11,400
Net investment income	73,603	6,328
Benefit payments	(15,527)	(14,448)
Administrative expenses	<u>(287)</u>	<u>(244)</u>
<b>NET CHANGES IN PLAN FIDUCIARY NET POSITION</b>	69,189	3,036
<b>PLAN FIDUCIARY NET POSITION, beginning of year</b>	<u>250,858</u>	<u>247,822</u>
<b>PLAN FIDUCIARY NET POSITION, end of year</b>	<u>320,047</u>	<u>250,858</u>
<b>NET PENSION (ASSET) LIABILITY, end of year</b>	<u><u>\$ (22,271)</u></u>	<u><u>\$ 40,378</u></u>
Plan fiduciary net position as percentage of total pension liability	<u>107.48%</u>	<u>86.14%</u>
Covered employee payroll	N/A	N/A
Net pension liability as percent of covered payroll	N/A	N/A

**Kaweah Delta Health Care District  
Supplemental Pension Information (Continued)**

The District's actuarially determined contribution and actual contributions, since 2012, are presented in the following table (in thousands):

Fiscal Year Ended	<u>Actuarially Determined Contribution</u>	<u>Actual Contribution</u>	<u>Contribution Excess</u>	<u>Covered Payroll</u>	<u>Actual Contribution as a Percentage of Covered Payroll</u>
2012	\$ 2,233	\$ 2,235	\$ 2	NA	N/A
2013	4,093	4,095	2	N/A	N/A
2014	3,972	4,058	86	N/A	N/A
2015	2,673	3,720	1,047	N/A	N/A
2016	3,224	5,000	1,776	N/A	N/A
2017	6,879	9,000	2,121	N/A	N/A
2018	5,818	11,400	5,582	N/A	N/A
2019	4,533	11,400	6,867	N/A	N/A
2020	3,466	11,400	7,934	N/A	N/A
2021	4,414	11,400	6,986	N/A	N/A
	<u>\$ 41,305</u>	<u>\$ 73,708</u>	<u>\$ 32,403</u>		

FINAL DRAFT